

MARQUIS

SPECIFICATIONS

720 FLY

Design & Styling: Nuvolari Lenard Naval Architecture, Venice, Italy • Crafted by Marquis Yachts, USA

NUVOLARI  LENARD™
Naval Architects Venice, Italy



KEY SPECIFICATIONS:

LOA (with swim platform & bow rail)	72' 5"	22,1 m
Beam (with gunnel molding)	18' 1"	5,5 m
Draft (with MTU 10V 2000 Engines)	4' 11"	1,5 m
Bridge Clearance (top mast head light with full fuel & water)	23' 6"	7,2 m
Fuel System	1,300 U.S. gallons	4921 liters
Holding System + 35 Crew Quarters	153 U.S. gallons	580 liters
Water System	200 U.S. gallons	757 liters
Weight/Displacement (Dry)	105,000 lbs	47628 kgs
Cabin Headroom	6' 8"	2 m
Sleeps	8	



MARQUIS

SPECIFICATIONS

720 FLY

Construction

- **Cabinetry:** marine-type with doweled & dove-tailed joints, metallic joint reinforcements, stainless steel & silicon bronze fasteners, custom fit
- **Cabinetry, mouldings & bulkheads:** Open grained, select oak hardwood throughout cabin
- **Cored hull sides:** fiberglass encapsulating high-density foam core below the waterline & endgrain balsa core above the waterline
- **Deck plate:** 1.75" (4,4 cm) tubular aluminum rails & 1.75" (4,4 cm) endgrain balsa core encapsulated in fiberglass; mechanically fastened & laminated to hull sides around entire circumference; comprises fore deck, side decks & cockpit sole, & main cabin under-sole
- **Hull bottom:** solid fiberglass with Knytex substrates; sandblasted in preparation for bottom paint assures adherence and eliminates the "peeling effect"; vinylester barrier coat
- **Stringer system:** molded fiberglass grid on hull sides & bottom, high-density foam core
- **Structural engine mountings:** linear span, longitudinal rail system with multiple-gusseted steel plates bolted through reinforced, high-density foam-cored stringer members
- **Superstructure:** unitized flybridge & deck house construction, self-supporting, aluminum truss cage system configured as monocoque structure, welded to base frame of aluminum bar stock, mechanically fastened to main cabin upper-sole (1.75" (4,4 cm) tubular aluminum rails & 1.75" (4,4 cm) endgrain balsa core encapsulated in fiberglass), assembly bolted to deck plate through drilled- & tapped reverse flange mount reinforced with aluminum bar stock
- **U.S. Navy-style construction** with hull & deck plate forming integrated structural element, "boxed-beam" reinforcement with minimum 1" (2,5 cm) thick structural bulkheads triple-bonded on their circumference
- **Window systems:** frameless; tinted, tempered safety glass flange-mounted with urethane adhesive/sealant; supported by aluminum truss system

Electrical

- **AC/DC distribution panels** with PLC-controlled circuit breakers & integral generator controls; AC digital voltmeters & ammeters, DC digital multimeter
- **Batteries, engine starting & ship service:** (8 total) Douglas, 8D series, marine (12V) cold cranking rating of 1375 amps, reserve capacity of 430 minutes at 25 amp draw, 200 amp/hour rating [(4) engine starting, (4) ship service]
- **Battery, generator:** (1) dedicated 31 series Deka Marine®, deep cycle (12V), cold cranking rating of 950 amps, reserve capacity of 225 minutes at 23 amp draw, 100 amp/hour rating [generator]
- **Battery chargers:** (5 total) electronic, AC-DC converters [(2) 75 amp for engine batteries, (1) 25 amp for generator, (1) 100 amp for ship service, (1) 120 amp inverter/charger]
- **Cablemasters:** dual
- **Courtesy lights:** incandescent
- **Dockside inlet:** CATV with 50' (15,2m) of white cord
- **Generator:** 32.0 kW 60 Hz (28.0 kW 50 Hz), Kohler® with sound shield, dedicated 31 series battery, 5 year warranty, premium electrical system cablemaster, & remote power source control
- **Ground Fault Circuit Interrupt (GFCI) protection:** all electrical outlets
- **Inverter:** 4000 watt 12VDC to 110 VAC (24V DC to 220VAC) electrical on select appliances
- **Isolation transformers** on the internal shore power lines with ELCI Inlet Breakers 60 Hz
- **Overhead lights:** 18W (10W), Xenon®, brushed aluminum bezel
- **Shore power connectors:** (2) 50 amp: 240 V (32 amp: 230V)
- **Shore power cords:** (2) Marincor® 75' (22,8 m) each, 50 amp (32 amp 220 V), white
- **Wiring system:** tinned copper strand wire, harnessed, color-coded, labeled, meets or exceeds ABYC standards

MARQUIS

SPECIFICATIONS

720 FLY

Water & Holding Systems

- Central grey water drain system
- **Fixtures:** imported custom taps/spigots
- **Fresh water storage tank** (1): 200 gallons (757 liters), stainless steel
- Fresh water tank level monitor
- **Grey water sump pump** (2 total): (1) aft: automatic/manual operation, 3700 gallons (14006 liters) per hour; forward, automatic operation, 1100 gallons (4163 liters) per hour
- **Handshower:** fresh water, hot & cold, in transom
- **Fresh water system:** Grundfos 660 gph (2498 liter/hour) pressurized, (110V) (220V), with dual filters and expansion tank
- **Plumbing:** flexible lines constructed of molecularly cross-linked polyethylene; rigid lines constructed of PVC
- **Shore water connection** with pressure-reduction valve
- **Washdown:** fresh water, 1 at bow & 2 at transom
- **Waste holding tanks:** (2) (1) 77 gallon (291 liter) & (1) 76 gallon (287 liter), with filtered vents & dockside pumpouts
- Waste tank level monitors (4)
- **Water heaters:** (2) 16 gallons (60 liters) each

Boarding Platform

- **Boarding platform:** 107 ft² (9,9 m²) approx., hydraulically-actuated, pantographic, moves out & down, with remote control
- **Boarding ladder:** telescoping, with grab rail, concealed beneath platform extension
- **Bilge air exhaust vent:** concealed in transom
- **Cockpit stairways:** (2) integral to deck
- **Mooring cleats:** (2) bollard-style, stainless steel, bolted through aluminum backing plate
- **Grab rails:** (2) stainless steel, on transom
- **Teak decking:** inlaid, 3/8" (9,5 mm) plank

Mechanical

- **Air conditioning:** Cruisair® split system in cabin, 4-zone, 80,000 BTU; [optional A/C unit on bridge, 24,000 BTU; A/C unit in optional crew quarters, 5,000 BTU]; with reverse cycle heat & heater strips; dedicated Marinco® shore power connector
- **Cutlass bearings:** synthetic rubber composite
- Dripless shaft logs with spare seals on shaft
- **Exhaust mufflers:** generator, hydro-lift water separating
- **Fresh water cooling:** engines & generator
- **Fuel tanks:** (2) 650 gallons (2460 liters) each, welded, baffled 5052 aluminum
- **Hull portlights:** 10" x 21" (25 cm x 53 cm), 12" (30 cm) round screened, multiple latches
- **Marquis Docking System™:** includes 13 hp, 9.8" (25 cm) diameter Side Power® bow & stern thrusters providing 507 lbs. (230 kg) of thrust with wireless docking remote control
- Power steering/electro hydraulic
- **Propellers:** 5-blade, certifiable alloy NiBrAl, 38" (97 cm) diameter, manufacturer-certified
- **Propeller shafts:** Aquamet®, 22 Hi Strength 3.5" (9 cm) diameter
- **Rudders & struts:** primary & secondary, 421 manganese bronze
- Seawater strainers
- Ship's systems control panels in engine room
- **Shaft seals:** Tides Marine® SureSeal: self-aligning Nitrile® lip seal, maintenance free, spare lip seal included
- **Trim tabs:** (4) Planes Lector® tab 36" x 9", stainless steel, (4) actuators

MARQUIS

SPECIFICATIONS

720 FLY

Decks

- **Anchor plate:** polished stainless steel, with stainless steel clad recessed anchor channel & nylon rollers
- Beverage holder recess
- **Bow rail:** 1.25" (3 cm) O.D., lineal-buffed, 316 stainless steel
- **Bow rail stanchions:** double-welded (inside & outside), 316 stainless steel, anchored to aluminum backing plates laminated into bulwark
- **Bulwark:** fiberglass
- **Drain grates:** (2) polished stainless steel, with insignia
- **Engine room air vents:** concealed in superstructure
- **Gutters:** (2) port & starboard, direct water from canted walk surface to grated trap, then overboard
- **Hawse pipes:** (2): polished stainless steel, port & starboard
- **Lights, minispot-lights:** (6) 18W Xenon®, illuminate cabin & bridge sides
- **Lights, recessed:**
 - (2) accent, courtesy
 - (6) overhead
- **Lockers:**
 - (1) Contains optional forward TV, & shore power connectors; fresh & optional raw water washdowns; polished stainless steel hardware; gull-wing door supported by gas shocks; in superstructure forepeak
 - (1) contains windlass & bollard-style anchor cleat, polished stainless steel hardware, in-deck, self-draining
 - (2) fender & line, polished stainless steel hardware, in-deck, self-draining
 - (2) fender & line, polished stainless steel hardware, in superstructure, gull-wing doors supported by gas shocks, self-draining
- **Mooring cleats:** (2) bollard-style, stainless steel, bolted through aluminum backing plate, inboard-mounted
- **Pilothouse door:** manual
- **Rub rail molding:** high-impact, heavy duty, 1" (2,5 cm) 316L stainless steel insert
- Side deck access doors: port & starboard
- **Spring cleats:** (4) bollard-style, stainless steel, bolted through aluminum backing plate
- **Sunpad:** double
- **Windshield weather covers:** black mesh

Engine Room

- AC & DC distribution panels
- **Bilges** coated with white, medium-gloss gelcoat
- **Bulkheads** laminated to hull side & hull bottom stringers
- **Catwalk:** polished diamond plate
- **Cockpit hatch access ladder:** stainless steel, nonskid steps
- Electrical outlet
- **Entrance hatches:** (2) dual access (cockpit & storage lazarette/optional crew quarters)
- **Insulation:** SoundDown®; perforated marine-grade 5052 aluminum surface with polyester-epoxy hybrid powder coat face & nonwoven acoustic material backing; sub-layers of 1" (2,5 cm) fire-retardant foam with metallized mylar vapor barrier face, 2-lb./ft² (9,7 kg/m) vinyl acoustic barrier, 1" (2,5 cm) fire-retardant foam
- **Lights, overhead, fluorescent:** (5) controls in cockpit & storage lazarette/optional crew quarters
- **Surface panels:** aluminum, perforated, white

MECHANICAL COMPARTMENT

- **Access door:** in lazarette storage/optional crew quarters
- **Bilges** coated with white, medium-gloss gelcoat
- **Bulkhead** laminated to hull sides & stringers
- **Catwalk:** polished diamond plate
- **Light, overhead, fluorescent:** controls in cockpit & storage lazarette/optional crew quarters

MARQUIS

SPECIFICATIONS

720 FLY

Safety & Navigation

- **Seacocks:** 65-5-5-5 marine grade bronze for all underwater thru-hulls
- **Anodes:** zinc, sacrificial
- Battery master disconnect switches
- **Battery boxes & covers** with restraint straps
- **Bilge alarm:** highwater
- **Bilge blowers:** 250 cubic foot/minute (7 cubic meters/minute) with acoustic filters (1) 24V 4600 cubic foot/minute (130 cubic meters/minute)
- **Bilge pumps:** (9) 3700 gallons per hour (14000 liters per hour) each, automatic/manual operation (24V)
- **CO detectors** throughout cabin & in optional crew quarters
- **Compass:** Ritchie® Navigator 4,5" (11,4 cm), flush mount, illuminated, dual-read
- **Docking lights:** transom
- **Engine alarms:** all vital possibilities
- **Fire suppression system:** automatic, FE241
- **Flagstaffs:** (2) bow and stern
- **Fuel alarm lights:** (2) indicate water in fuel
- **Galvanic isolator/zinc saver:** 50 Hz
- **Horns:** dual air trumpet
- **Internal bonding system** with size 8 gauge wire
- **Molded nonskid surfaces** on all walk decks: diamond pattern
- Navigation lights (COLREGS)
- **Spotlight:** ACR 100D, dual light
- **Windlass package:** Maxwell® 4000 with 75 lb. (34 kg) stainless steel plow anchor & 300' (91,4 m) of 3/8" (9,5 mm) grade 40 chain
- High engine exhaust temperature alarm

Cockpit

- **Cockpit:** 114 ft² (10,5 m²) approx., fully guttered & self-draining
- **Bridge stairway:** integral, 10" (25 cm) risers (meets residential standards), with stainless steel hand rails, inlaid 3/8" (9,5 mm) plank teak decking steps, 3 recessed courtesy lights
- Electrical outlet
- **Emergency fire suppression system controls:** in starboard transom corner locker
- **Engine room hatch:** guttered, watertight, polished stainless steel hardware, supported by gas shocks
- **Fairleads:** (2) polished stainless steel, port & starboard
- **Fire extinguisher:** in starboard transom corner locker
- **Lights, recessed:** (13 total)
 - (4) courtesy, with exterior-mounted switch
 - (9) overhead, with exterior-mounted switch
- **Lockers:** (4 total)
 - (2) storage, in transom corners
 - (2) fresh & optional raw water washdown in each, hand-shower in starboard, self-draining, in port & starboard bulwark
- **Lounge:** ultraleather upholstery, accommodates 6 adults, across transom, with cover
- **Mooring cleats:** (2) bollard-style, stainless steel, bolted through aluminum backing plate, inboard-mounted
- **Overhead sun/weather protection:** with mirrored bussola inset
- Stereo speakers (2)
- **Teak decking:** inlaid, 3/8" (9,5 mm) plank
- **Transom gates:** (2) stainless steel, Marquis™ monogrammed, at the top of the cockpit stairways

MARQUIS

SPECIFICATIONS

720 FLY

Command Bridge

- **Aft bridge extension**, self-draining, with toe rail
- **Beverage holders**: (8) stainless steel, self-draining
- **Cabinet**: fiberglass, starboard side
- **DC distribution panel**: bridge 12V systems
- Electrical outlets
- **Electronics arch**: welded premium grade aluminum painted with AWLCRAFT® 2000 acrylic urethane topcoat for use in harsh marine environments
- **Electronics arch access plates**: (7) corrosion-resistant polymer attached with noncorroding fasteners & waterproof sealant
- **Entrance door**: stainless steel frame with tinted tempered glass, interior & exterior grab handles & latch handles, keyed deadbolt, weather-tight, provides access to cabin
- **Lights, recessed**:
 - (2) courtesy
 - (5) courtesy with exterior-mounted switch
 - accent, courtesy, recessed under bar
- **Lights in electronics arch** recessed, with exterior-mounted switch
- **Lounge**: command bridge, U-shaped, ultraleather upholstery, accommodates 8 adults, with storage beneath
- **Safety rail**: 1.2" (3,1 cm) O.D., lineal-buffed, 316 stainless steel, with intermediate rail, around cockpit stairway opening
- **Safety rail stanchions**: double-welded (inside & outside), 316 stainless steel, anchored to aluminum backing plates laminated into deck
- **Walk surface**: self-draining
- **Stereo speakers**: (2) in electronics arch, pre-wired
- **Table**: wood and acrylic top, highly polished stainless steel, frame and pedestal base
- **Wet bar**: solid surface countertop, undermounted sink with cold water faucet, 2 storage cabinets beneath, angular, translucent solid surface countertop with underlighting, stainless steel foot rail, cabinet beneath with bottle holders

Helm

- **Air vents** (3): 2 directable, 1 fixed
- **Access doors** (3): provide access to systems & wiring below helm
- **Access panel**: provides access to wiring below helm
- **Accessory space**: for installing navigation electronics
- **Adapter**: 12V
- **Beverage holders** (3) stainless steel, self-draining
- **Companion helm seats**: (2) swivel pedestal, high-quality elegant upholstery, embroidery stitching, and arm rests
- **Dash**: wraparound fiberglass with brushed aluminum accents
- **Displays**: (1 for each engine) digital LCD; engine instrumentation and diagnostics
- **Emergency controls**: shift & throttle
- **Gauges**: analog; rudder angle, fuel level (1 for each tank)
- **Helm seat**: swivel pedestal, high-quality elegant upholstery, embroidery stitching, arm rests, flip-up seat bolster, adjustable height, stitched Marquis™ Yachts icon
- Red, night navigation reading light over helm
- **Lights, courtesy, recessed**: (2) LED
- Rocker-type panel switches
- Stereo speakers (2):pre-wired
- Tilt steering wheel
- **Windshield**: tinted, wraparound, stainless steel frame
- Venturi air deflector

MARQUIS

SPECIFICATIONS

720 FLY

Galley & Entertaining Area

- **Coffeemaker** (110V only): Cuisinart®, stainless steel, recessed, on access tray
- **Countertops:** granite
- **Designer décor:** consisting of premium wall coverings & fabrics
- Electrical outlets
- **Flooring:** granite in galley
- **Hardware highlights:** polished stainless steel
- **Lights, recessed:**
 - overhead
 - recessed in bottom of overhead cabinets
- **Microwave/convection oven/broiler:** Sharp®, built-in, brushed stainless steel finish
- **Range:** full size with oven and 4-burner cooktop
- **Range hood:** brushed stainless steel, with 2 lights, exhaust fan, outside vent
- **Refrigerator/freezer:** Jenn-Air®, full-size french door, bottom freezer, brushed stainless steel finish
- Rocker light switches
- **Skylounge Dining Area:** with ultraleather lounge, high-gloss wood table accommodating 8 adults
- Serving bar on starboard side with sink and storage
- **Sink:** two basin, stainless steel, undermounted
- Storage cabinets
- Storage drawers

Salon

- AC & DC distribution panels: concealed, hinged
- **Furniture set:** Calia Italia®, handmade Italian white leather with sofa and four chairs
- **Cabinets:** (5) open grained, select oak hardwood
- **Curtain:** décor-matched, slides horizontally in top & bottom tracks, over entrance door
- **Designer décor:** consisting of premium wall coverings & fabrics
- Electrical outlets
- **Entertainment group:** 42" (106 cm) Sole® LCD TV (built to durable marine grade standards) with electric lift, enclosed in cabinet, Sony® progressive scan 5-disc DVD/CD changer, Sony® 5.1 channel home theater receiver, Niles In-Wall® theater speakers, subwoofer Sirius® satellite radio system & Apple iPod® dock
- **Entrance door:** stainless steel frame, fully vertical, convex, sliding, handle latch, keyed deadbolt, secures open, neutral density glass with mirrored exterior, interior sliding screen
- **Hardware highlights:** stainless steel, polished & brushed
- **Wood plank flooring:** Hand-laid, Brazilian Cherry
- **Light, sconce:** metal with linear architectural detail and bold cubic shade, by Cantalupi® of Viareggio, Italy
- **Lights, recessed:** (16 total)
 - (6) in soffit, with electronic dimmer control
 - (10) overhead, recessed, with electronic dimmer control
- **Coffee table, rialto, crystal:** by Forma & Design®; European contemporary design with enduring style
- Rocker light switches
- **Soffits:** (2) select oak hardwood, port & starboard outboard
- **Bridge interior companionway access:** circular, polished stainless steel post & step supports, etched glass steps
- **Window treatment:** roman shades with recessed headrails

MARQUIS

SPECIFICATIONS

720 FLY

Master Stateroom

- **Berth:** "California King," pillowtop inner-spring mattress, island, with ultraleather upholstered headboard & bolsters around berth
- **Berth nightstands:** (2) cabinet beneath
- **Bulkhead architectural feature:** upholstered framed mirror with accent lighting behind mirror
- **Cabinets:** (2) open-grained select oak hardwood, marble sole accent
- **Carpet:** premium Ralph Lauren® Winslow Linen
- **Designer décor:** consisting of premium wall coverings & fabrics
- **Dresser:** 4 drawers, open grained, select oak hardwood
- Electrical outlets
- **Entrance door:** select oak hardwood, secures open & closed, stainless steel hardware
- **Lights, recessed:** (15 total)
 - (3) over entry dais, with electronic dimmer controls
 - (3) in soffit over berth head, with electronic dimmer control
 - (3) in starboard soffit, with electronic dimmer control
 - (3) over entry dais cabinet
 - (3) over bulkhead architectural feature
- **Lights, rope:**
 - (10) with electronic dimmer controls, center architectural light fixture
- **Lights, scone:** (4): by Cantalupi® of Viareggio, Italy
- **Lights, accent:** recessed under berth & cabinets
- **Mirror:** beveled edges, above entry cabinet
- **Overhead architectural feature:** wood with Nuvolari-Lenard inlay design
- Rocker light switches
- **Sheet set embroidered with Marquis™ logo:** fitted sheet, flat sheet, two pillow cases
- **Sofa:** ultraleather upholstery
- **Soffit:** oak wood grille, around stateroom perimeter
- **Windows:** (6) fixed hull, 12" (30 cm) opening port
- **Window treatments:** roman shades with recessed headrails

WALK-IN CLOSETS (2)

- **Carpet:** patterned cut & loop saxony; 100% polypropylene with advanced stain protection; fade/wear/crush-resistant; 35 oz.; multi-year warranties; with pad
- **Drawers (2):** recessed
- **Entrance doors:** solid oak wood, stainless steel magnetic door catches
- **Hull portlight:** with screen
- **Lights, overhead, recessed:** automatic operation
- Shoe storage rack
- **Storage cabinet:** recessed

Master Head

- **Cabinet:** open grained select oak hardwood with sea rail
- **Designer décor:** consisting of premium wall coverings & fabrics
- Electrical outlets
- **Entrance door:** solid oak wood, secures open & closed, stainless steel hardware
- Exhaust fan
- **Flooring:** Spanish Emperador marble
- **Hardware highlights:** stainless steel, polished & brushed
- **Hull portlight:** frosted privacy glass with screen
- **Lights, recessed:** (9 total)
 - (2) overhead, recessed: LED
 - (7) over & next to vanity mirror
- **Medicine cabinet:** 4 shelves with sea rails
- **Mirror:** over vanity
- Rocker light switches
- **Soffit:** open-grained select oak hardwood grille
- **Toilet:** Tecma® Silence, full-size, electric pump flush
- **Toilet paper holder:** wall-mounted
- Towel bars (2)
- **Towel sets:** (2) bath towel, hand towel, washcloth
- **Vanity:** marble countertop & backsplash, his & hers over-counter basin sinks with bold rectangular shape; custom-mounted, 2 cabinets beneath with sea rails
- Wall covering: silk/cotton blend

WALK-IN TILE SHOWER

- **Lights:** overhead, recessed
- **Shower door:** frameless glass with stainless steel hardware
- Marble tile walls and flooring
- **Fixtures:** imported contemporary stainless steel, with detachable shower head for use as handshower
- Marble tile bench seat

MARQUIS

SPECIFICATIONS

720 FLY

Dual Master Head (Optional) CONT'D

- **Designer décor:** consisting of premium wall coverings & fabrics
- **Flooring:** marble
- **Hardware highlights:** stainless steel, polished & brushed
- Rocker light switches
- **Towel sets:** (2) bath towel, hand towel, washcloth

HIS COMPARTMENT

- **Cabinet:** with sea rail
- Electrical outlet
- **Entrance door:** solid oak wood, secures open & closed, stainless steel hardware
- Exhaust fan
- **Hull portlight:** frosted privacy glass with screen
- Lights, recessed (7 total)
 - (2) overhead
 - (5) over & next to vanity mirror
- **Medicine cabinet:** 4 shelves with sea rails
- Mirror
- Soap dispenser
- **Soffit:** open grained select oak grille
- **Toilet:** Tecma® Silence, full-size, electric pump flush
- **Toilet paper holder:** wall-mounted
- Towel bars (2)
- **Vanity:** marble countertop & backsplash, over-counter basin sink with bold rectangular shape; custom-mounted, cabinet beneath with sea rail
- **Wall covering:** silk/cotton blend

HERS COMPARTMENT

- **Cabinet:** oak wood with sea rail
- Electrical outlets
- **Entrance door:** solid oak wood, secures open & closed, stainless steel hardware
- Exhaust fan
- **Hull portlight:** frosted privacy glass with screen

Dual Master Head (Optional) CONT'D

- **Lights, recessed:** (9 total)
 - (2) overhead
 - (2) over vanity
 - (5) over & next to make-up vanity mirror
- **Make-up vanity:** marble countertop, grab rail across front, drawer beneath, wooden stool
- **Medicine cabinet:** 4 shelves with sea rails
- Mirror
- **Soffit:** oak wood grille
- **Toilet:** Tecma® Silence, full-size, electric pump flush
- **Toilet paper holder:** wall-mounted
- Towel bars (2)
- **Vanity:** marble countertop & backsplash, over-counter basin sink with bold rectangular shape; custom mounted, cabinet beneath with sea rail
- **Wall covering:** silk/cotton blend
- **Entrance doors:** (2): dual access (his & hers compartments) frameless glass

WALK-IN TILE SHOWER

- **Fixtures:** Imported contemporary stainless steel, with detachable shower head for use as handshower
- Marble tile bench seat
- Spanish marble tile walls and flooring

MARQUIS

SPECIFICATIONS

720 FLY

VIP Stateroom

- **Berth:** queen-size, pillow-top inner-spring mattress, island, with Ultraleather upholstered bolsters around berth
- **Berth nightstands:** (2) with 3 cabinets beneath
- **Berth step-ups** (2): carpeted
- **Bulkhead architectural feature:** upholstered vertical panels with stainless steel vertical details
- **Carpet:** Premium Ralph Lauren® Winslow Linen
- **Designer décor:** consisting of premium wall coverings & fabrics
- Electrical outlets
- **Entrance door:** solid oak wood, secures open & closed, stainless steel hardware
- **Hardware highlights:** stainless steel, polished & brushed
- **Hull portlights:** (2) fixed, non-opening
- **Lights, recessed:** (15 total)
 - (6) overhead
 - (3): over berth head
 - (6) accent under berth
- **Lights, directable:** (2) imported with contemporary design directable for reading
- **Overhead hatch:** translucent, lockable, with self-storing fold-down stainless steel egress ladder
- Rocker light switches
- **Sheet set embroidered with Marquis™ logo:** fitted sheet, flat sheet, two pillow cases
- **Soffit:** oak wood grille
- Storage cabinets (6)
- **Storage drawer:** extra-large
- Surround shelves: open-grained select oak hardwood
- **Wall covering:** silk/cotton blend
- **Wardrobe lockers:** (2) full-height, cedar-lined, carpeted, automatic light, mirrored doors, magnetic door catches
- **Window treatments:** roman shades with recessed headrail

VIP Head

- **Cabinet:** recessed, 5 shelves with sea rails
- Electrical outlet
- **Entrance door:** solid oak wood, secures open & closed, stainless steel hardware
- Exhaust fan
- **Flooring:** granite
- **Hardware highlights:** stainless steel, polished & brushed
- Lights, recessed:
 - (2) overhead
 - (2) over vanity
- **Medicine cabinet:** mirrored door, 2 shelves with sea rail
- **Mirrored bulkhead:** over vanity
- Rocker light switches
- **Soffit:** open-grained select oak hardwood grille, over vanity
- **Toilet:** Tecma® Silence, full-size, electric pump flush
- **Toilet paper holder:** wall-mounted
- Towel bars (2)
- Towel ring
- **Towel set:** bath towel, hand towel, washcloth
- **Vanity:** marble countertop & backsplash, stainless steel grab rail across front, over-counter basin sink with bold rectangular shape; custom mounted, cabinet beneath with sea rail
- **Wall covering:** silk/cotton blend

SHOWER STALL

- **Bench seat:** integral
- **Hull portlight:** frosted privacy glass with screen
- **Light, recessed:** overhead
- Nonskid sole
- Soap dish
- **Shower door:** clear glass in gasketed polished aluminum frame
- **Shower head:** detachable for use as handshower
- Towel bar

MARQUIS

SPECIFICATIONS

720 FLY

Foyer

- **Alcove:** open-grained select oak hardwood
- **Flooring:** Italian marble with stylized Spanish Emperador marble inset & trimwork
- **Handrail:** stainless steel, on stairway
- **Lights, recessed:** (6 total)
 - (4) courtesy, recessed, at stairway
 - (2) overhead, recessed
- Rocker light switches
- **Stairwell trim:** oak wood, bolster with ultraleather upholstery
- **Wall covering:** silk/cotton blend

Guest Stateroom

- **Berths:** (2) twin, inner-spring mattress, with upholstered headboards, side boards, & bulkhead bolsters
- **Berth nightstand:** open grained select oak hardwood inlay top and sea rail, drawer beneath
- **Carpet:** premium Ralph Lauren® Winslow Linen
- **Designer décor:** consisting of premium wall coverings & fabrics
- Electrical outlet
- **Entrance door:** solid oak wood, secures open & closed, stainless steel hardware
- **Hanging locker:** full-height, cedar-lined, automatic light
- **Hardware highlights:** stainless steel, polished & brushed
- **Hull portlight:** with screen
- **Light, sconce:** brushed aluminum with shade by Cantalupi® of Viareggio, Italy
- **Lights, recessed:** (10) total
 - (6) Overhead, LED
 - (4) Accent, recessed under berths
- Overhead storage
- Private guest head access
- Rocker light switches
- **Sheet sets embroidered with Marquis™ logo:** (2) fitted sheet, flat sheet, pillow case
- **Soffit:** oak wood grille
- **Storage:** beneath berths
- **Wall covering:** silk/cotton blend
- **Window treatment:** roman shade with recessed headrail

Guest Head

- **Cabinet:** 3 shelves with sea rail
- Electrical outlet
- **Entrance doors:** (2) dual access (guest stateroom & foyer), solid oak wood, secure open & closed, stainless steel hardware
- Exhaust fan
- **Flooring:** granite
- **Hardware highlights:** stainless steel, polished & brushed
- **Lights, recessed:** (4 total)
 - (2) overhead
 - (2) over vanity
- **Medicine cabinet:** mirrored door, 2 shelves with sea rail
- **Mirrored bulkhead:** over vanity
- Rocker light switch
- **Soffit:** oak wood grille, over vanity
- **Toilet:** Tecma® Silence, full-size, electric pump flush
- **Toilet paper holder:** wall-mounted
- Towel bar & ring
- **Towel set:** bath towel, hand towel, washcloth
- **Vanity:** marble countertop & backsplash, stainless steel grab rail across front, over-counter basin sink with bold rectangular shape; custom-mounted, cabinet beneath with sea rail
- **Wall covering:** silk/cotton blend

SHOWER STALL

- **Bench seat:** integral
- **Hull portlight:** frosted privacy glass with screen
- **Light, recessed:** (1) overhead
- Nonskid sole
- Soap dish
- **Shower door:** clear glass in gasketed polished aluminum frame
- **Shower head:** detachable for use as handshower

MARQUIS

SPECIFICATIONS

720 FLY

Stern Cabin/Day Head “Cabana”

- Air conditioning
- **Access door:** to starboard mechanical compartment
- **Berth:** twin-sized
- Electrical outlet
- **Entrance doors:** (2) dual access (engine room & boarding platform); watertight, engine room door has porthole, keyed deadbolt, triple latch
- Lights, reading
- Lights, overhead
- **Storage cabinets:** wood with high gloss finish
- **Flooring:** inlaid teak wood
- **Vanity:** granite style countertop
- Shower stall with toilet enclosed
- Exhaust fan
- Mirrored bulkhead over vanity

Double Berth Crew Quarters

- Air conditioning
- **Access door:** to starboard mechanical compartment
- **Berth:** (2 total)
 - (1) twin-sized, starboard side
 - (1) twin-sized, port side, private location
- Electrical outlet
- **Entrance doors:** (2) dual access (engine room & boarding platform); watertight, engine room door has porthole, keyed deadbolt, triple latch
- **Lights:** reading
- **Lights:** overhead
- **Storage cabinets:** wood with high gloss finish
- **Flooring:** inlaid teak wood
- **Vanity:** granite style countertop
- Shower stall with toilet enclosed
- Exhaust fan
- Mirrored bulkhead over vanity

Pilothouse (Option)

- **Access doors:** (2) provide access to wiring below helm
- **Accessory space:** for installing navigation electronics in helm
- **Adapter:** 12V, at helm
- **Cabinet:** oak wood inlay top with sea rail
- **Carpet:** premium Ralph Lauren® Winslow Linen
- **Circuit breakers:** for helm controls
- Electrical outlets
- **Helm:** fiberglass with stitched leather accents
- **Helm seat:** ultraleather upholstery, 6-way electrically adjustable
- **Light:** (6 total)
 - (1) overhead, recessed, red illumination for night operations
 - (5) overhead, recessed
- **Lounge:** ultraleather upholstery, accommodates 4 adults
- **Steering wheel:** brushed aluminum rim & hub, adjustable
- Rocker light switch
- Windshield defoggers (3)
- **Windshield wipers:** (3) pulse, each with fresh water washer

MARQUIS

OWNER PREFERENCES

720 FLY

PROPULSION

- MTU® 10V 2000: M84: 1360 hp*
- CAT® C32: ACERT: 1470 hp
- CAT® C32: ACERT: 1622 hp
- CAT® C32: ACERT: 1723 hp
- MTU® 10V 2000: M94 1600 hp

MECHANICAL

- Cockpit control station: engine controls & dual joystick control for Marquis Docking System

ELECTRICAL

- Dual forward shorepower connector
- Forward cablemaster
- Auxiliary Generator: Kohler® 23 kW 60 Hz (20 kW 50 Hz)

WATER & HOLDING SYSTEMS

- Overboard discharge system
- Water Maker

TRANSOM & BOW WASHDOWNS

- Fresh water only*
- Seawater only
- Both fresh & seawater

SAFETY & NAVIGATION

- Autopilot: Raymarine® ST8002 SportPilot w/wireless remote control
- European style lower helm
- Pilothouse lower helm
- Lower helm chair upgrade
- SeaKey®: satellite based boat security, safety & concierge system

DUAL COCKPIT CAPSTAN WINCHES

- VC 500: 24v
- VC 1500: 24v

NAVIGATION ELECTRONICS PACKAGE PLUS RADAR

- 12" (30 cm) E-Series Bridge Package – Raymarine® E-Series E120 12" (30 cm) multifunction navigation displays (2), Raymarine® 240 VHF (hand set), 125 Waas GPS sensor, Raymarine® DSM 300 digital sonar module, Raymarine® E66056 bronze thru-hull transducer, and 4KW scanner open array
- 12" (30 cm) E-Series Bridge & Lower Helm Package – Includes above bridge package plus (2) Raymarine® E-Series E120 12" (30 cm) multifunction navigation displays and Raymarine® 240 VHF (hand set)
- 12" (30 cm) G-Series Bridge Package – Includes the same equipment as bridge package above with Raymarine® G-Series 12" (30 cm) multifunction navigation display in lieu of E-Series

VIDEO MONITOR SYSTEM

- Bridge: Voyager®, 1 monitor & 2 cameras
- Pilothouse: Voyager®, 1 monitor & 2 cameras
- Bridge & pilothouse: Voyager®, 2 monitors & 2 cameras

WINDLASS

- Maxwell® 4000VMC: low profile package*
- Maxwell® 4000VMC: low profile package with capstan

AMENITIES

BRIDGE: WET BAR

- Storage*
- Ice maker: Raritan®, produces up to 22 lbs. (10 kg) of ice per day
- Refrigerator: Nova Kool®, 3.6 cubic foot (102 liters)
- Gaggenau® electric aluminum BBQ grill on aft deck (double or single grills)

CANVAS

- Bimini top
- Bimini top with hard side enclosure

HARDTOP ENCLOSURE

- Soft side enclosure
- EZ2CY sides with opening windows

EXTERIOR

- Aft bridge sunpad with stainless steel rails
- Bridge air cooling
- Bridge lounge slip covers & pillows
- Cockpit table: teak wood with protective cover
- Cockpit to bridge hatch
- Low profile bridge hard top
- Helm and seat covers
- Exterior carpet
- Painted hull: Navy Blue
- Passarelle
- Stereo: waterproof Clarion® D5 AM/FM/CD player, Clarion® 6-disc CD changer, & Apple iPod® dock
- Underwater lighting: transom, Ocean LED®, super blue, 40,000 plus hours of life

PILOTHOUSE DOOR

- Manual*
- Electric

GALLEY LAYOUT

- Gourmet galley with serving bar*
- Galley with formal dining table

SERVING BAR

- Storage*
- Wine cooler
- Drawer-style refrigerator & freezer

GALLEY

- Marquis™ Exclusive China, monogrammed, service for 6
- Marquis™ Exclusive Crystal glasses, monogrammed, service for 6 (mineral water glasses, wine glasses & champagne flutes)
- Marquis™ Exclusive Crystal double old fashioned glasses (set of 8) and decanter
- Marquis™ Exclusive Flatware, monogrammed, service for 6
- Dishwasher: Miele® Slimline, stainless steel, built-in, holds 9 place settings, Energy Star® appliance
- Trash compactor: GE®, stainless steel (110 V only)

SALON

- Satellite TV system

MASTER STATEROOM

- Safe
- Washer/dryer in walk-in closet: Malber®, front loading & energy efficient
- 32" (81 cm) TV (built to durable marine grade standards) & Clarion® DVD/CD/MP3 player
- His & hers master head compartments (N/A with fourth stateroom)

* Standard Preference

MARQUIS

OWNER PREFERENCES

720 FLY

MASTER STATEROOM STEREO

- Stereo: Clarion® AM/FM/CD marine stereo & Apple iPod® dock
- Stereo with surround sound: Bose Lifestyle® 38 Home Entertaining System

MASTER STATEROOM STORAGE

- Settee & dresser*
- Double dresser

VIP STATEROOM

- 19" (48 cm) LCD TV (built to durable marine grade standards) & Clarion® DVD/CD/MP3 player
- Stereo: Clarion® AM/FM/CD & Apple iPod® dock

THIRD STATEROOM

- 15" (38 cm) LCD TV (built to durable marine grade standards) & Clarion® DVD/CD/MP3 player
- Stereo: Clarion® AM/FM/CD marine stereo & Apple iPod® dock

OPTIONAL FOURTH STATEROOM

(not available with His & Her Master Heads)

- 15" (38 cm) LCD TV (built to durable marine grade standards) & Clarion® DVD/CD/MP3 player
- Stereo & Apple iPod® dock

LOWER COMPANIONWAY

- Beam® Central Vacuum System: outlet in lower companionway and Salon

STERN CABIN

- Stern Cabin/Day Head "Cabana"*
- Double berth crew quarters with accommodations
- Crew Entertainment Package with 15" (38cm) TV, DVD & stereo (single or

double crew entertainment packages available)

- Washer/dryer: Malber®, front loading & energy efficient combomatic

VALENTINA ZANNIER DESIGNER

CONTEMPORARY INTERIOR DECOR BY NUVOLARI-LENDARD

An exquisitely fresh interior design creates a contemporary European yacht environment with select oak cabinetry, hand-laid Brazilian cherry salon flooring, handmade Italian leather salon furniture and an enduringly stylish crystal coffee table.

FABRIC ENSEMBLE

- Golden Shores* (brown tones with flecks of gold)
- Biscotti (dark chocolate browns and ivory)
- Distinguished premium selection of custom fabrics by Bergamo® and Rubelli® of Italy. Leading designer and importer of the finest upholstery and drapery fabrics

GRANITE COUNTERTOPS

- Giallo*
- English Brown
- Black Galaxy
- Autumn Brown
- Cambria Black*

OPTIONAL TRADITIONAL INTERIOR DÉCOR

Formal elegance with select cherry or

nutmeg hardwood cabinetry, invitingly comfortable ultraleather salon furniture and Ralph Lauren® premium carpet create an impressive, traditional-style yacht environment.

INTERIOR WOOD SPECIES

- Jewel gloss Cherry Wood
- Jewel gloss Nutmeg Wood

FABRIC ENSEMBLE

- Golden Shores* (brown tones with flecks of gold)
- Biscotti (dark chocolate browns and ivory)
- Distinguished premium selection of custom fabrics by Bergamo® and Rubelli® of Italy. Leading designer and importer of the finest upholstery and drapery fabrics

GRANITE COUNTERTOPS

- Giallo*
- English Brown
- Black Galaxy

INTERNATIONAL SPECIFICATIONS

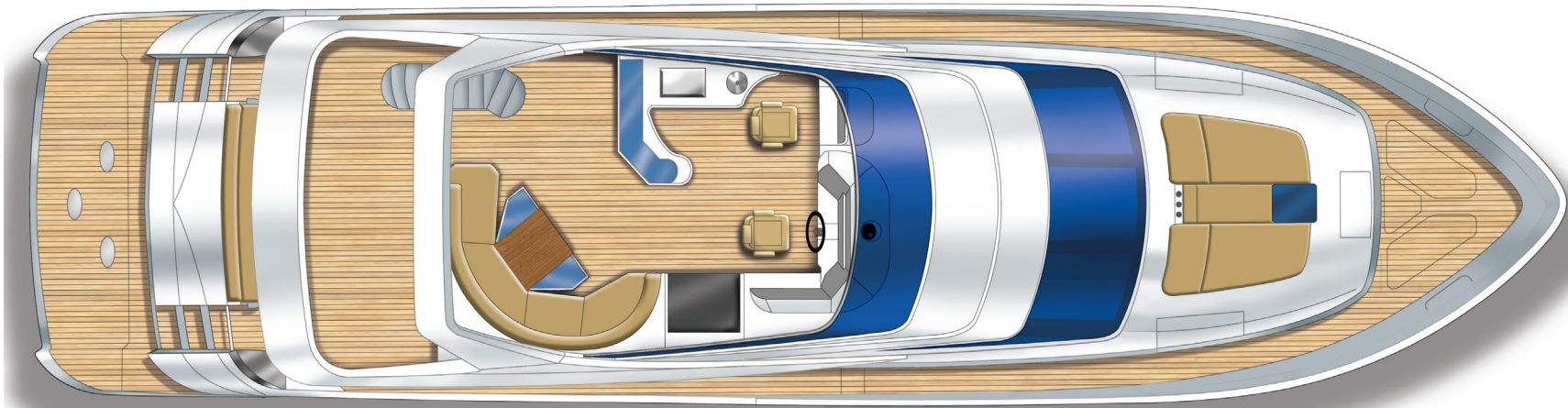
- Electrical systems in 230V, 50Hz with RCD Inlet Breakers
- Entertainment equipment (televisions & stereos) not available in Japan
- Sirius Satellite radio only available in U.S. & Canada
- Some electrical equipment is only offered in 120V/60Hz; check with your Marquis Dealer for availability outside the U.S.

* Standard Preference

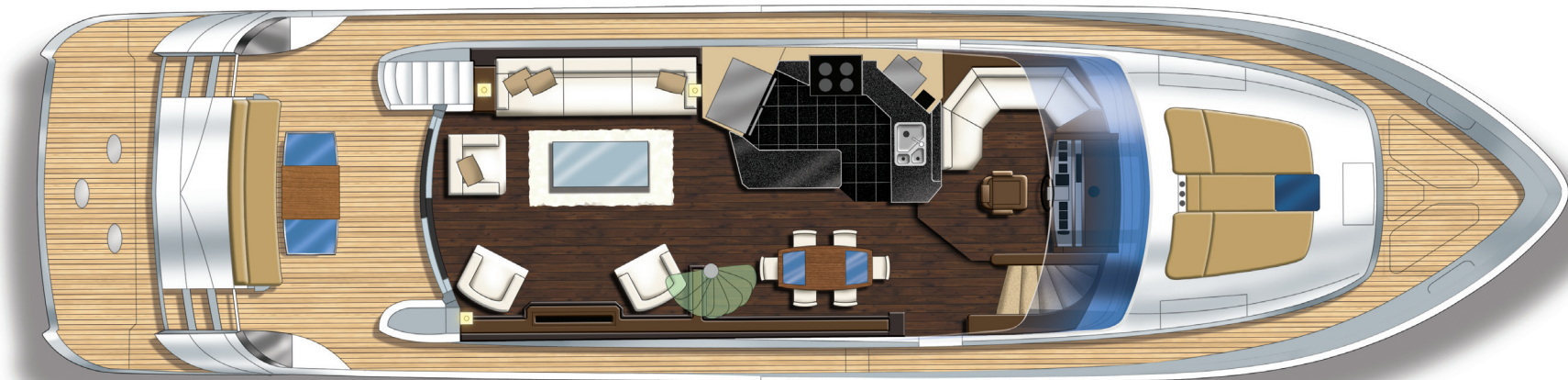
MARQUIS

FLOOR PLANS

720 FLY



FLY BRIDGE

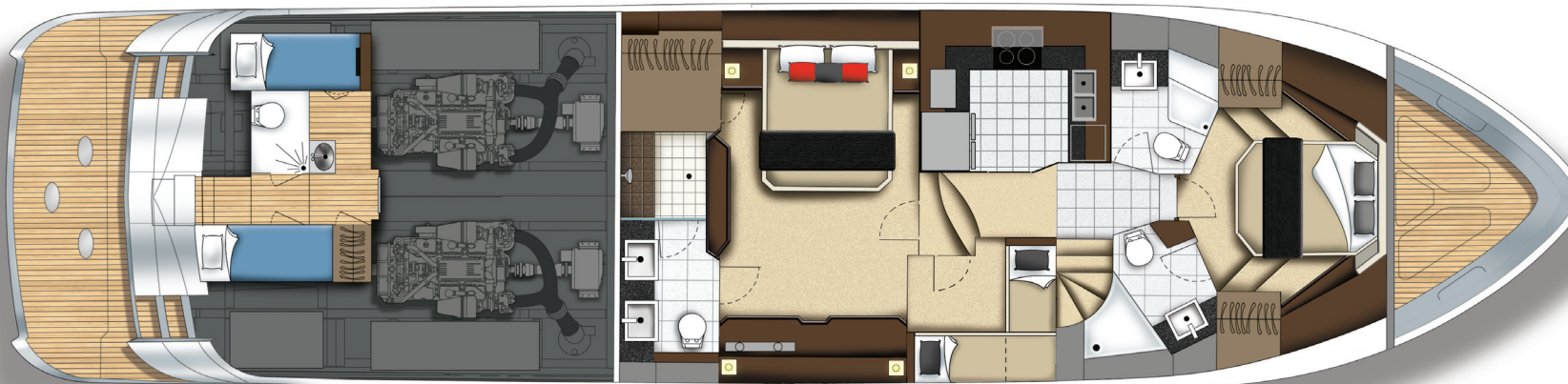


MAIN DECK

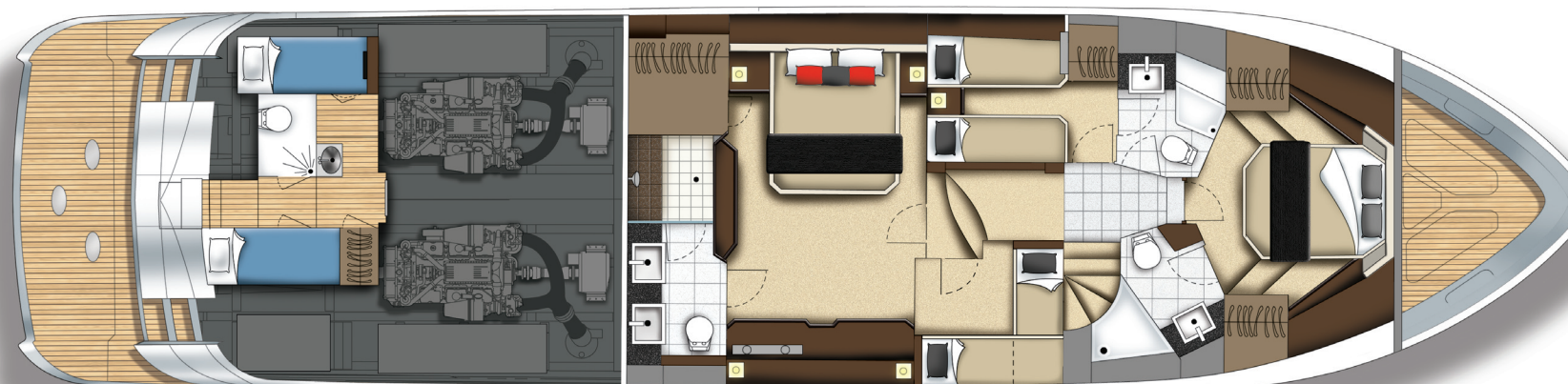
MARQUIS

FLOOR PLANS

720 FLY



MASTER SUITE WITH CREW QUARTERS



**FOURTH STATEROOM
WITH DOUBLE CREW QUARTERS**

Marquis Yachts USA • 790 Markham Drive • Pulaski, WI USA • 54162-1010 • 920.822.3214
Marquis Yachts International • Le Botticelli • 9, Avenue des Papalins • 98000 Monaco
Nuvolari-Lenard • via Treviso, 77-30037 Scorzè • Venezia Italia • +39 041.5841.888 • www.nuvolari-lenard.com

Marquis Yachts™ reserves the right to change price, colors, materials, equipment specifications or models without notice. All specifications and measurements are approximate and subject to change. Models may be discontinued without obligation to previous purchasers. Illustrations may include optional equipment. Some electrical equipment is only offered in 120V/60Hz; check with your Marquis Dealer for availability outside the U.S.