

# MARQUIS

## SPECIFICATIONS

## 600 MARQUIS


Design & Styling: Nuvolari Lenard Naval Architecture, Venice, Italy • Crafted by Marquis Yachts, USA

NUVOLARI ✦ LENARD™



### KEY SPECIFICATIONS

LOA (with platform & gunnel molding)	59'2"	18.0 m
Beam (with gunnel molding)	16'6"	5.0 m
Draft (with full fuel & Water)	62"	1.6 m
Bridge Clearance (top mast head light with full fuel & water)	22'11"	7.0 m
Hull Length	55'9"	17.0 m
Fuel System	800 U.S. gallons	3028 liters
Holding Tank	80 U.S. gallons	302.8 liters
Water System	200 U.S. gallons	757 liters
Weight (Dry with smallest engines)	56,800 pounds	25,764 kg
Cabin Headroom	6'5"	1.96 m
Sleeps	6 [8 optional + 1 in optional crew quarters]	



# MARQUIS

## SPECIFICATIONS

## 600 MARQUIS

### Construction

- **Cabinetry:** marine-type with doveled & dove-tailed joints, metallic joint reinforcements, stainless steel & silicon bronze fasteners, custom fit
- **Bulkheads, cabinetry & mouldings:** cherry wood throughout cabin with high-gloss finish, impact-resistant acrylic finish on cabinet tops
- **Cored hull sides:** fiberglass encapsulating high-density foam core below the waterline & endgrain balsa core above the waterline
- **Deck plate:** 1.75" [4.4 cm] tubular aluminum rails & 1.75" [4.4 cm] endgrain balsa core, encased in fiberglass & laminated to hull sides around entire circumference; comprises fore deck, side decks, cockpit & main cabin sole
- **Hull bottom:** solid fiberglass with Knytex substrates, sandblasted in preparation for bottom paint to assure adherence and eliminate the "peeling effect"; vinylester barrier coat
- **Steering shelves:** carbon fiber
- **Stringer system:** molded fiberglass engine room members cored with high-density foam
- **Structural engine mountings:** linear span, longitudinal rail system with triple-gusseted steel plates bolted through reinforced, high-density foam-cored stringer members
- **Superstructure:** self-supporting, aluminum truss cage system welded to base frame of aluminum bar stock, bolted to deck plate through drilled- & tapped reverse flange mount reinforced with aluminum bar stock
- **U.S. Navy-style construction** with hull & deck forming integrated structural element; boxed-beam reinforcement with minimum 1" [2.5 cm] thick structural bulkheads triple-bonded on their circumference
- **Window systems:** frameless; tinted, tempered safety glass flange-mounted with urethane adhesive/sealant; supported by aluminum truss system

### Mechanical

- **Air conditioning:** Cruisair®, split system in cabin, 4-zone, 72,000 BTU; with reverse cycle heat & heater strips; dedicated Marinco® shore power connector
- **Cutlass bearings:** synthetic rubber composite
- Dripless shaft logs with spare seals on shaft
- Engine freshwater cooling system
- **Exhaust mufflers:** engines, generator
- **Fuel tanks:** (2) 400 gallons (1514 liters) each, painted white, welded, baffled 5052 aluminum
- **Hull portlights:** 12" x 26" (30 cm x 66 cm), screened, multiple latches
- Hydraulic power steering
- **Marquis Docking System™:** includes 10.7 hp, 9.8" [25 cm] diameter Side Power® bow & stern thrusters providing 374 lbs. [170 kg] of thrust with a wireless docking remote control
- Power steering
- **Propellers:** 4-blade, Certifiable Alloy NiBrAl, 34" [86 cm] diameter, manufacturer-certified
- **Propeller shafts:** 2.75" [7 cm] diameter, Aquamet® 22
- **Rudders & struts,** primary & secondary: 421 manganese bronze
- Seawater strainers
- Ship's systems control panels in engine room
- **Shaft Seals:** Tides Marine® SureSeal: self-aligning Nitrile lip seal, maintenance free, spare lip seal included
- **Electric planes:** Lectrotab® stainless steel, hydraulic

# MARQUIS

## SPECIFICATIONS

## 600 MARQUIS

### Electrical

- **AC/DC distribution panels** with magnetic circuit breakers & integral generator & bilge blower controls; AC & DC voltmeters; AC & DC ammeters
- **Batteries, engine & cold cranking:** (6 total) Deka Marine Master®, heavy duty commercial, deep cycle, 8D series, marine (12V) cold cranking rating of 1375 amps, reserve capacity of 430 minutes at 25 amp draw, 200 amp/hour rating [(4) engine & (2) ship service]
- **Battery, generator:** (1) Deka Marine Master®, dedicated 31 series, deep cycle (12V), cold cranking rating of 950 amps, reserve capacity of 225 minutes at 23 amp draw, 100 amp/hour rating [(1) generator]
- **Battery chargers:** (1) 80 amp charger for the engines and ship service batteries; (1) 60 amp charger for the generator battery
- **Cablemasters:** dual
- **Courtesy lights:** 18W, Xenon®
- **Dockside inlet:** CATV with 50' (15.2 m) of white cord
- **Generator:** 15.5 kW 60 Hz (13 kW 50 Hz) Kohler® with sound shield, dedicated 31 series battery, 5 year warranty, premium electrical system, dual cablemaster & central control system
- **Ground Fault Circuit Interrupt (GFCI) protection:** all electrical outlets
- **Inverter:** Charles Marine® / Vanner®, 12VDC to 110VAC (12VDC to 220VAC) on select appliances
- **Isolation transformers** on the internal shore power lines
- **Overhead lights:** 18W, Xenon®, brushed aluminum bezel
- **Shore power connectors** (2): 50 amp (240 V), and (2): 32 amp (230 V)
- **Shore power cords:** (2) 75' (23 m) white
- **Wiring system:** tinned copper strand wire, harnessed, color-coded, labeled, meets or exceeds ABYC standards

### Engine Room

- **Access ladder:** stainless steel, nonskid steps
- **Bilges:** coated with white, medium-gloss gelcoat
- **Bulkheads:** laminated to hull sides & stringers
- **Catwalk:** polished diamond plate
- **Insulation:** SoundDown®; perforated marine-grade 5052 aluminum surface with polyester-epoxy hybrid powder coat face & nonwoven acoustic material backing; sub-layers of 1" (2.5 cm) fire-retardant foam with metalized mylar vapor barrier face, 2-lb./ft<sup>2</sup> (9.7 kg/m<sup>2</sup>) vinyl acoustic barrier, 1" (2.5 cm) fire-retardant foam
- **Lights, overhead, fluorescent tube:** (11), controls in cockpit
- **Storage platforms:** (2) in lazarette, port & starboard
- **Surface panels:** aluminum, perforated, white

### Water & Holding Systems

- Central grey water drain system
- **Fixtures:** imported custom taps/spigots, combination polished chrome/nickel finish
- **Fresh water storage tanks** (2 total), (1) 120 gallon (454 liters) and (1) 80 gallon (303 liters); rotation-molded FDA-approved polyethylene
- Fresh water tank level monitor
- **Grey water sump pump:** (1) 3,700 gallons/hour (14000 liters/hour), automatic/manual operation
- **Handshower:** fresh water, hot & cold, in transom
- **Fresh water system:** Shur Flo®, variable speed drive pump sensor, Smart Sensor™ 4.0 gallon/minute (17 liters/minute) flow rate, high flow filter
- **Plumbing:** flexible lines constructed of molecularly cross-linked polyethylene; rigid lines constructed of PVC
- **Shore water connection** with pressure-reduction valve
- **Washdown:** fresh water, bow & transom
- **Waste holding tanks:** (2 total), (1) 45 gallon (170 liters) and (1) 34 gallon (129 liters); polyethylene, with filtered vents & dockside pumpouts
- Waste tank level monitors (2)
- **Water heater:** 20 gallons (76 liters) cross-linked polyethylene
- **Water heater:** 20 gallons (110V) or 76 liters (220V)

# MARQUIS

## SPECIFICATIONS

## 600 MARQUIS

### Decks

- **Anchor plate:** polished stainless steel, with stainless steel clad recessed anchor channel
- **Beverage holders:** (3) self-draining on sunpad
- **Bow rail:** 1.25" (3.1 cm) O.D., lineal-buffed, 316 stainless steel
- **Bow rail stanchions:** double-welded (inside & outside), 316 stainless steel, anchored to aluminum backing plates laminated into bulwark
- **Bulwark:** fiberglass
- **Engine room air intake vents:** concealed inboard in bulwark
- **Gutters:** (2) port & starboard, direct water from canted walk surface to grated trap, then overboard
- **Lights, Xenon®:** (6), 18W, minispot-lights, illuminate cabin & bridge sides
- **Lights rope:** courtesy, recessed
- **Lights overhead, recessed:** (3)
- **Locker:** windlass, in-deck, self-draining, with windlass & bollard-style anchor cleat
- **Mooring cleats:** bollard-style, stainless steel, bolted through aluminum backing plate; [bow (2):polished stainless steel hawse pipes], [fairleads (2): polished stainless steel], spring (4), stern (2)
- **Rub rail molding:** high-impact, 1" (2.5 cm) 316L stainless steel insert
- Side deck access doors
- **Sunpad:** double, sail-track attached
- **Windshield weather covers:** black mesh
- **Rub rail molding:** heavy-duty, 1" (2.5 cm) and 3/4" (19 cm) 316L stainless steel insert
- Windshield weather covers: color coordinated

### Safety & Navigation

- **Seacocks:** 65-5-5-5 marine grade bronze for all underwater thru-hulls
- **Anodes:** zinc, sacrificial
- Battery master disconnect switches
- **Battery restraint brackets & covers** with restraint straps
- **Bilge alarm:** high water
- **Bilge blowers:** (2) 250 cubic foot/minute (7 cubic meters/minute), (12V)
- **Bilge pumps:** (4) 2000 gallons (7575 liters) per hour each, automatic/manual operation
- **CO detectors** in salon & staterooms
- **Compass:** Ritchie® Navigator 4.5" (11.4 cm) flush mount, illuminated & dual read
- **Docking lights:** transom
- **Engine alarms:** temperature & oil pressure
- **Fire suppression system:** automatic, FM200
- Galvanic isolator/zinc saver
- **Horns:** dual, electric (12V), trumpet
- **Internal bonding system** with 8 gauge size wire, ABYC compliant
- **Molded nonskid surfaces** on all walk decks: diamond pattern
- Navigation lights (COLREGS)
- **Spotlight:** ITT Jabsco®
- **Windlass package:** Maxwell® 3500 with 60 lb. (27 kg) anchor & 200' (61 m) of 3/8" (9,5 mm) grade 40 chain

# MARQUIS

## SPECIFICATIONS

## 600 MARQUIS

### Cockpit & Swim Platform

- **Boarding ladder:** telescoping, with grab rail, concealed in platform extension
- **Bridge stairway:** integral, 10" (25 cm) risers (meets residential standards), with stainless steel hand rails, diamond pattern non-skid steps, 4 recessed courtesy lights
- **Cockpit:** 91 ft<sup>2</sup> (8.4 m<sup>2</sup>) approx., fully guttered & self-draining, with overhead sun/weather protection
- Electrical outlet
- **Engine room air exhaust vents:** concealed in transom
- **Grab rail:** stainless steel, across transom
- **Hatch:** engine room access, guttered, watertight, supported by gas shocks
- **Lights, courtesy, recessed:** (3) with exterior-mounted switch
- **Lights, overhead, recessed:** (9) with exterior-mounted switch
- **Lockers: (5 total)** (2) at transom corners, (2) at fender & line, self-draining, in transom, (1) contains shore power, water, TV, connectors
- **Platform extension:** 53 ft<sup>2</sup> (5 m<sup>2</sup>) approx., hydraulically-actuated, pantographic, moves out & down, with remote control
- **Stereo speakers:** (2) pre-wired
- **Swim Platform:** 53 ft<sup>2</sup> (5 m<sup>2</sup>) approx., integral to hull & deck
- **Transom door:** aluminum, secures open & closed, stainless steel hardware

### Fly Bridge

- **Aft bridge extension:** 51 ft<sup>2</sup> (4.7m<sup>2</sup>) approx., self-draining, with toe rail aft
- **Beverage holders:** (4) self-draining
- **Cabinet:** fiberglass, starboard side
- Electrical outlets
- **Electronics arch:** welded premium grade aluminum painted with AWLCRAFT® 2000 acrylic urethane topcoat for use in harsh marine environments
- **Electronics arch access plates:** (7) corrosion-resistant polymer attached with noncorroding fasteners & waterproof sealant
- **Hand rail:** stainless steel, across front of wet bar
- **Lights, courtesy, recessed:** (5) LED
- **Lights, overhead, recessed:** (2) with exterior-mounted switch
- **Lounge:** U-shaped, accommodates 5 adults, with storage beneath
- **Refrigerator:** Nova Kool®, 3.5 cubic foot (99 liters), in starboard cabinet
- **Safety gate:** stainless steel, between bridge & aft bridge extension
- **Safety rail:** lineal-buffed, welded stainless steel, with additional intermediate rail, around cockpit stairway opening
- Self-draining walk surface
- **Table:** fiberglass, with brushed aluminum base
- **Wet bar:** self-draining with integral sink, 2 cabinets beneath



# MARQUIS

## SPECIFICATIONS

## 600 MARQUIS

### Fly Bridge Helm and Lower Helm

- **Access panel:** provides access to wiring below helm
- **Accessory space:** for installing navigation equipment
- **Adapter:** 12V
- **Beverage holders:** self-draining
- **Companion helm seat:** swivel pedestal, high-quality elegant upholstery, embroidery stitching, and arm rests
- **Dash:** fiberglass with brushed aluminum accents
- **Displays:** (1 for each engine) digital LCD; engine instrumentation and diagnostics
- Stationery helm display
- **Gauges:** analog; rudder angle, fuel level (1 for each tank)
- **Helm seat:** swivel pedestal, high-quality elegant upholstery, embroidery stitching, arm rests, flip-up seat bolster, adjustable height, stitched Marquis™ Yachts icon
- Tilt steering wheel
- **Windshield:** wraparound, stainless steel frame

### Salon

- **AC/DC distribution panels:** concealed, hinged
- **Carpet:** patterned cut & loop saxony; 100% nylon with advanced stain protection; fade/wear/crush-resistant; multi-year warranties; with pad
- **Cabinets:** cherry wood, high gloss jewel finish, sapele pommele wood inlay
- **Curtain:** décor-matched, slides horizontally in top & bottom tracks, over entrance door
- **Designer décor:** consisting of premium wall coverings & fabrics
- Electrical outlets
- **Entertainment group:** 32" (81 cm) Sole® LCD TV (built to durable marine grade standards) descends from ceiling, Accoustimass® 10 Home Entertainment Surround Sound System by Bose® with 5.1 channel music and movie sound, sub woofer, Sony® AM/FM receiver, Sirius® satellite radio system & Apple iPod® dock
- **Entrance door:** stainless steel frame, fully vertical, convex, sliding, handle latch, deadbolt, secures open, neutral density glass, with interior screen
- Hardware highlights: stainless steel, polished & brushed
- **Lights, sconces:** (4) LED
- **Lights, overhead:** (6) LED
- **Lights, recessed:** (9) with electronic dimmer control
- Rocker light switches
- **Sofa:** (2 total) (1) Port, (1) Starboard, ultraleather, port
- **Soffits (2):** cherry wood, port & starboard outboard
- **Window treatment:** roman shades with recessed headrail

# MARQUIS

## SPECIFICATIONS

## 600 MARQUIS

### Galley

- Coffeemaker (110V only): Cuisinart®, stainless steel
- Countertops: granite with sea rail
- Designer décor: consisting of premium wall coverings & fabrics
- Electrical outlets
- Flooring: granite
- Hardware highlights: stainless steel, polished & brushed
- Lights (3): overhead, recessed
- Lights: rope, overhead, recessed in soffit
- Lights (2): under shelf
- Microwave/convection oven, 1.1 cubic foot (31 liters), built-in, stainless steel finish
- Pantry: cherry wood, high gloss jewel finish, glass inlay with granite countertop, 2 storage cabinets below with drawer freezer
- Range: electric, 2-burner, Ceran® top, with stainless steel back-splash & vent fan
- Refrigerator/freezer: VitriFrigo®, drawer style, 4.2 cubic ft. (119 liters) each
- Rocker light switches
- Shelf: with sea rail, above outboard countertop
- Sink, stainless steel, undermounted
- Storage cabinets (2)
- Storage drawers (3)

### Dinette

- Carpet: patterned cut & loop saxony; 100% nylon with advanced stain protection; fade/wear/crush-resistant; 35 oz.; multi-year warranties; with pad
- Light: overhead, recessed
- Lounge: wraparound, fabric upholstery, accommodate 5 adults
- Table: cherry wood top with raised cherry wood trim, high gloss jewel finish

### Foyer

- Cabinet (2): cherry wood, high gloss jewel finish, wood inlay top
- Closet: full-height, cedar-lined, with hanging bar & shelf; double doors are each 3-panel, solid cherry wood frame with sapele pommelle wood panels exterior, cherry wood panels interior, secure closed, stainless steel hardware
- Flooring: imported granite tile with lighted, stylized bussola inset
- Hand rails: stainless steel, on stairway
- Hardware highlights: stainless steel, polished & brushed
- Lights (3): courtesy, recessed
- Light: incandescent, sconce
- Lights (5): overhead, recessed
- Rocker light switches
- Wall covering: silk/cotton blend, textured

# MARQUIS

## SPECIFICATIONS

## 600 MARQUIS

### Master Stateroom

- Berth: king-size, pillowtop innerspring mattress, island, with padded ultraleather headboard & bolster
- Berth nightstands (2): cherry wood, high gloss jewel finish, sapele pommele wood inlay with cherry wood sea rail top, cabinet beneath
- Book shelves (2): cherry wood with sea rail, port & starboard
- Carpet: patterned cut & loop saxony; 100% nylon with advanced stain protection; fade/wear/crush-resistant; multi-year warranties; with pad
- Designer décor: consisting of premium wall coverings & fabrics
- Dressers (2): cherry wood, high gloss jewel finish, sapele pommele wood inlay with cherry wood sea rail top, 3 drawers & 2 cabinets each
- Electrical outlets
- Entrance door: 3-panel, solid cherry wood frame with sapele pommele wood panels, pocket-style, secures open & closed, stainless steel hardware
- Hardware highlights: stainless steel, polished & brushed
- Lights (2): incandescent, sconces
- Lights (12): overhead, recessed, with electronic dimmer control
- Mirror: above berth headboard
- Rocker light switches
- Sheet set embroidered with Marquis™ logo: fitted sheet, flat sheet, two pillow cases
- Soffit: cherry wood, high gloss jewel finish, around room perimeter
- Wall covering: silk/cotton blend, smooth, coordinated
- Wardrobe lockers (2): full-height, cedar-lined, carpeted, automatic light
- Hull window, fixed (2)
- Hull portlight, opening with screen (2)
- Window treatment: roman shades with recessed headrail

### VIP Stateroom

- Berth: queen, pillow-top inner-spring mattress, island
- Berth nightstands (2): cherry wood, high gloss jewel finish, sapele pommele wood inlay with cherry wood sea rail top, cabinet beneath
- Berth step-ups (2): carpeted
- Carpet: patterned cut & loop saxony; 100% nylon with advanced stain protection; fade/wear/crush-resistant; multi-year warranties; with pad
- Designer décor: consisting of premium wall coverings & fabrics
- Electrical outlets
- Entrance door: 3-panel, solid cherry wood frame with sapele pommele wood panels exterior, cherry wood panels interior, secures open & closed, stainless steel hardware
- Hardware highlights: stainless steel, polished & brushed
- Hull portlights (2): fixed, non-opening
- Lights (6): overhead, recessed
- Lights (2): 18W, Xenon®, sconces, directable for reading
- Mirrored headboard
- Overhead hatch: translucent, lockable, inside screen
- Private guest head access
- Rocker light switches
- Sheet set embroidered with Marquis™ logo: fitted sheet, flat sheet, two pillow cases
- Stereo speakers (2)
- Storage cabinets (6)
- Storage drawers (4)
- Surround shelves: cherry wood, high gloss jewel finish, sapele pommele wood inlay with cherry wood sea rail top
- Wardrobe locker: full-height, cedar-lined, carpeted, automatic light
- Window treatments: cellular shades with upholstered valance



# MARQUIS

## SPECIFICATIONS

## 600 MARQUIS

### Master Head

- **Cabinet:** high gloss jewel finish, recessed, 3 shelves with sea rails
- Electrical outlet
- **Entrance door:** 3-panel cherry wood, secures closed, stainless steel hardware
- Exhaust fan
- **Flooring:** marble
- **Hardware highlights:** stainless steel, polished & brushed
- **Hull portlight:** frosted privacy glass, with screen
- **Lights, overhead, recessed:** {4}
- **Magazine racks:** {3} integral to vanity, with sea rails
- **Medicine cabinet:** 6 shelves with sea rails
- **Mirror:** above vanity
- Rocker light switches
- **Soffit:** cherry wood, high gloss jewel finish, mirrored bottom, over vanity
- **Toilet:** VacuFlush®, pedestal
- **Toilet paper holder:** wall-mounted
- Towel bar & ring
- **Towel set:** bath towel hand towel, washcloth
- **Tub:** full-size, fiberglass with solid surface step, face & ledge
- **Tub enclosure:** fiberglass with granite ledges; 2 frameless, clear glass sliding doors with brushed stainless steel handles & aluminum track
- **Tub handshower:** retractable; with wall-mounted adjustable height holder, self-draining soap dish
- **Vanity:** cherry wood, high gloss jewel finish, with granite countertop & backsplash, undermounted solid surface molded sink, 6 drawers & double-door cabinet beneath
- **Wall covering:** silk/cotton blend, smooth, coordinated

### Third Stateroom

- **Berths:** {2} bunks, converts to sofa
- **Carpet:** patterned cut & loop saxony; 100% nylon with advanced stain protection; fade/wear/crush-resistant; multi-year warranties; with pad
- **Designer décor:** consisting of premium wall coverings & fabrics
- Electrical outlet
- **Entrance door:** 3-panel, solid cherry wood frame with sapele pommele wood panels exterior, cherry wood panels interior, secures open & closed, stainless steel hardware
- **Hanging locker:** full-height, cedar-lined
- **Hardware highlights:** stainless steel, polished & brushed
- **Hull portlight:** with screen
- **Light, sconces:** 18W, Xenon®directable for reading
- **Lights, overhead, recessed:** {3}
- **Mirror:** above desk
- **Office configuration:** desk with three drawer base cabinet, telephone connector & electrical outletRocker light switch
- **Sheet set embroidered with Marquis™ logo:** {2} fitted sheet, flat sheet, pillow case
- **Storage:** beneath lower bunk
- **Wall covering:** silk/cotton blend, textured, coordinated
- **Window treatment:** cellular shades with upholstered valance

# MARQUIS

## SPECIFICATIONS

## 600 MARQUIS

### Head

- Electrical outlet
- **Entrance doors:** (2) [VIP stateroom, bi-fold, solid cherry wood] Foyer & third stateroom, 3-panel, solid cherry wood frame with sapele pommele wood panels exterior, cherry wood panels interior, secure open & closed, stainless steel hardware]
- Exhaust fan
- Flooring: granite
- **Hardware highlights:** stainless steel, polished & brushed
- **Light, overhead, recessed:** (4) LED
- **Medicine cabinets:** (2) mirrored doors
- Mirrored ceiling
- Rocker light switches
- Soap dispenser
- **Toilet:** VacuFlush® , pedestal
- Towel bar & ring
- **Towel set:** bath towel, hand towel, washcloth
- **Vanity:** cherry wood, high gloss jewel finish, with granite top & backsplash, stainless steel sink, cabinet beneath

### SHOWER STALL

- **Hull portlight:** frosted privacy glass, with screen
- **Light, overhead, recessed:** LED
- Nonskid sole
- **Shelf:** granite, integral to hull
- **Shower door:** clear acrylic in gasketed, aluminum frame
- **Shower head:** detachable for use as hand shower
- Towel bar

# MARQUIS

## OWNER PREFERENCES

### PROPULSION:

- Volvo Penta® D13 EVC\*: 800 hp,
- Volvo Penta® D13 EVC: 900 hp
- MTU® Series 60 DDEC ICM Controls: 825 hp

### MECHANICAL:

- Cockpit control station for Volvo Penta® D13 & MTU Series 60 DDEC engines
- Power steering\*

### ELECTRICAL:

- Dual forward shore power connector

### GENERATOR

- Kohler® 15.5 kW 60 Hz (13 kW 50 Hz): with premium electrical system: dual cablemasters & central control system\*
- Kohler® 23.0 kW 60 Hz (20.0 kW 50 Hz): with premium electrical system: dual cablemasters & central control system (required with wetbar grill)

### WATER & HOLDING SYSTEMS:

- Grey water holding system (not available with dishwasher or washer & dryer)
- Overboard discharge system

### TRANSOM & BOW WASHDOWNS

- Fresh water only\*
- Seawater only
- Both fresh & seawater

### SAFETY & NAVIGATION:

- Autopilot: Raymarine® ST70 with (1) wireless remote
- Dinghy storage cradle (not available with aft bridge sunpad option)
- Dual cockpit capstan winch
- Lower helm with controls, gauges & windshield wipers
- SeaKey®: satellite-based boat security, safety & concierge system
- Davit (not available with aft bridge sunpad option)
- 600 lb. (272 kg) capacity
- 1000 lb. (272 kg) capacity

### NAVIGATION ELECTRONICS PACKAGE

- Bridge Package: Raymarine® E-Series Wide E120 multifunction navigation display, Raymarine® 240 VHF (hand set), 125 WAAS GPS sensor, Raymarine® DSM 300 digital sonar module, Raymarine® B60 dual frequency 50/200 khz depth/temperature thru-hull transducer
- Bridge Package Plus Radar: Includes above bridge package plus Raymarine® E-Series Wide E120 multifunction navigation display and 4KW Super HD scanner open array
- Bridge & Lower Helm Package: Includes above bridge package plus Raymarine® E-Series Wide E80 multifunction navigation display and Raymarine® 240 VHF (hand set)
- Bridge & Lower Helm Package Plus Radar: Includes above bridge & lower helm package plus Raymarine® E-Series Wide E120 multifunction navigation display and 4KW Super HD scanner open array

### VIDEO MONITOR SYSTEM

- Bridge: Voyager®, 1 monitor & 2 cameras
- Pilothouse: Voyager®, 1 monitor & 2 cameras
- Bridge & pilothouse: Voyager®, 2 monitors & 2 cameras

### AMENITIES:

#### BRIDGE WET BAR

- Storage\*
- Grill: Kenyon®, single BBQ (requires larger generator)
- Ice maker: U-Line®, produces up to 23 lbs. (10 kg) of ice per day

#### CANVAS

- Prestige bimini top in White Stamoid®
- Prestige full canvas in White Stamoid® with carpet

#### EXTERIOR

- Aft bridge extension sunpad, with safety rail (not available with davit or dinghy storage cradle)
- Bridge air cooling system (16,000 BTU's)

- Bridge hardtop with enclosure curtains
- Bridge lounge slip covers & pillows
- Bridge stereo: waterproof D5 Clarion® AM/FM/CD player, Sirius® satellite radio receiver & Apple iPod® dock
- Cockpit to bridge companionway hatch
- Exterior carpet: berber
- Exterior upgrade package: stainless steel anchor, RCL 100D spotlight & aft flagstaff
- Helm & seat covers
- Painted hull: navy blue
- Passarelle
- Side deck access doors\*
- Teak decking on swim platform, cockpit and cockpit to bridge steps, inlaid, solid 3/8" (9.5 mm) plank
- Underwater lighting

#### GALLEY

- Marquis™ Exclusive China, monogrammed, service for 6
- Marquis™ Exclusive Crystal, monogrammed, service for 6 (mineral water glasses, wine glasses & champagne flutes)
- Marquis™ Exclusive Flatware, monogrammed, service for 6
- Dishwasher: holds 6 place settings & uses as little as 2 gallons (7.5 L) of water per load, Fisher & Paykel®

#### GALLEY: PORT CABINetry (SELECT

#### ONE)

- Storage\*
- Trash compactor: Broan®, stainless steel (110 V only)
- Wine cooler: Avanti® (110 V only)

#### SALON

- Coffee table: wooden
- Central vacuum system: WalVac®

#### SALON SOFA

- Storage\*
- Double incliners
- Stowaway bed

#### STATEROOMS

#### FOYER

- Washer & dryer: Malber®, tumble dryer and fully automatic washer, front

## 600 MARQUIS

loading, energy efficient

#### MASTER STATEROOM

- 20" (50 cm) Sole® LCD TV (built to durable marine grade standards) & Clarion® DVD/CD/MP3 player
- Stereo: Clarion® AM/FM/CD marine stereo & Apple iPod® dock

#### VIP STATEROOM

- 15" (38 cm) LCD TV & Clarion® DVD/CD/MP3 player
- Stereo: Clarion® AM/FM/CD player & Apple iPod® dock

#### THIRD STATEROOM

- 15" (38 cm) LCD TV & Clarion® DVD/CD/MP3 player

#### STERN CABIN

- Storage area with water-tight transom door & engine room door\*
- Crew cabin with water-tight transom door & engine room door; accommodations for one person: single twin-sized foam berth, sink with handshower, head toilet, & storage

#### DÉCOR:

##### ENSEMBLE

- Baltic brown
- Slate

##### INTERIOR WOOD SPECIES

- Jewel gloss Cherry Wood\*
- Jewel gloss Nutmeg Wood

##### ULTRALEATHER

- Brisa Buckskin\*
- Brisa Walnut
- Brisa Cream

#### INTERNAT'L SPECIFICATIONS:

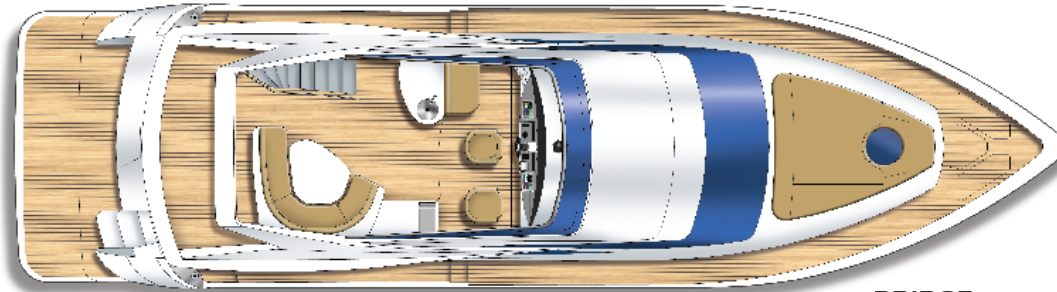
- Electrical systems in 220V
- Entertainment equipment (televisions & stereos) not available in Japan
- Sirius Satellite radio only available in U.S. & Canada
- Some electrical equipment is only offered in 120V/60Hz; check with your Marquis Dealer for availability outside the U.S.

\*Standard Preference

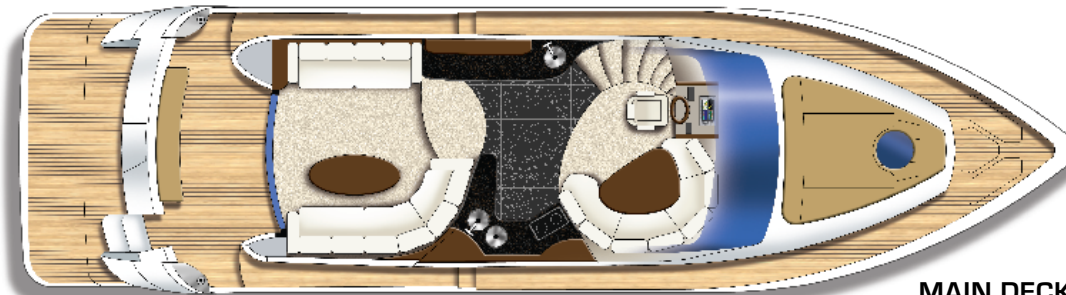
# MARQUIS

## FLOOR PLANS

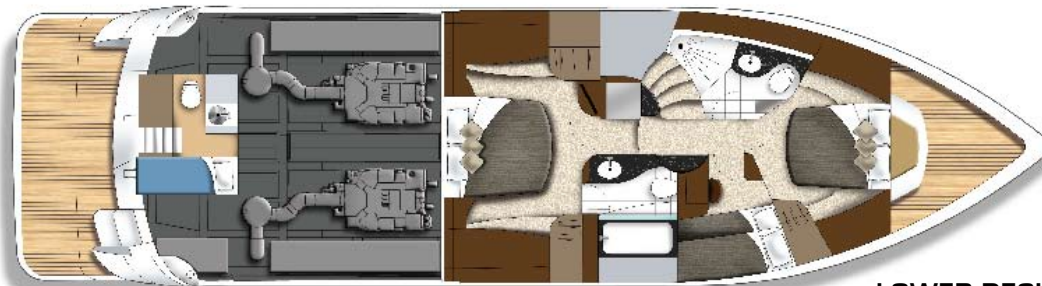
## 600 MARQUIS



BRIDGE



MAIN DECK



LOWER DECK