

# MARQUIS

## SPECIFICATIONS

## 500 SPORT BRIDGE

Design & Styling: Nuvolari Lenard Naval Architecture, Venice, Italy • Crafted by Marquis Yachts, USA

NUVOLARI  LENARD™  
Naval Architects Venice, Italy



### KEY SPECIFICATIONS

|   |                  |             |
|---|------------------|-------------|
| LOA (with platform & gunnel molding)                          | 51'0"            | 15.54 m     |
| Beam (with gunnel molding)                                    | 15'5"            | 4.7 m       |
| Draft (with full fuel & water)                                | 39.5"            | 1 m         |
| Hull Length   | 49'6"            | 15.09 m     |
| Bridge Clearance (top mast head light with full fuel & water) | 16'8"            | 5 m         |
| Fuel System   | 506 U.S. gallons | 1915 liters |
| Holding Tank  | 90 U.S. gallons  | 340 liters  |
| Water System  | 160 U.S. gallons | 605 liters  |
| Weight (Dry with Smallest Engines)                            | 39,390 pounds    | 17,867 kg   |
| Cabin Headroom  | 7'4"             | 2.2 m       |
| Sleeps  | 6                |             |



# MARQUIS

## SPECIFICATIONS

## 500 SPORT BRIDGE

### Construction

- **Cabinetry and trim:** cherry wood throughout, with satin or optional high gloss Marquis™ jewel finish consisting of multiple coats, hand buffed
- **Fiberglass structural stringers** with laminated aluminum plates
- **Molded fiberglass components:** hand-laid, featuring composite laminate hullsides, decks, & cabintops
- **Hull bottoms:** solid fiberglass laminate with Knytex substrates & vinylester barrier coat
- **Stringer system:** Fiberglass hat section
- **Tempered safety glass:** tinted, frameless window systems
- **Unitized deck, cockpit, & cabintop** construction with integral aluminum truss reinforcement in cabintop structure

### Engine Room

- Access ladder
- **Bilges:** coated with white, low-VOC gelcoat for enhanced appearance & ease of maintenance
- **Blower:** forced air ventilation
- **Catwalk:** diamond plate aluminum
- **Fire suppression system:** automatic/manual FE241 (FM200 in European Community) with automatic engine/generator shut down
- **Bulkheads:** full structural, laminated to hull sides & stringers
- **Insulation:** acoustical & thermal, integrated into the laminate
- **Lights, overhead, fluorescent:** controls in cockpit

### Mechanical

- **Air conditioning:** 4-zone 38,000 BTU self contained system: 8,000 BTU for master stateroom and heads; 10,000 BTU for dinette, 12,000 BTU for salon; 8,000 BTU for guest staterooms; with reverse cycle heat
- **Exhaust muffler:** generator
- **Fresh water cooling:** engines
- **Fuel tanks:** welded, baffled 5052 aluminum
- Internal Seawater Strainers
- **Steering, electric fly by wire:** Volvo® IPS engines
- **Trim tabs:** Lectrotab®, 4 stainless steel flat planes

### Electrical

- **AC/DC distribution panels** with magnetic circuit breakers & integral generator & bilge blower controls; AC voltmeter AC ampmeter, DC voltmeter & DC amp meter
- **Batteries, engine:** (3) 31 series starting batteries, Deka Marine®, cold cranking rating of 950 amps, reserve capacity of 205 minutes at 23 amp draw, 100 amp/hour rating [(3) engine]
- **Batteries, ship service/generator:** (3) dedicated 31 series, Deka Marine®, deep cycle, (12V), cold cranking rating of 950 amps, reserve capacity of 225 minutes at 23 amp draw, 105 amp/hour rating [(1) generator, (2) ship service]
- **Battery chargers:** (1) 20 amp charger for the engine batteries; (1) 60 amp charger for ship service batteries & generator
- **Battery switches on/off:** (3) engine, (1) ship service, (1) generator
- **Dockside inlet:** CATV with 50' (15.2 m) white cord
- **Generator:** 15.5 kW 60 Hz (13 kW 50 Hz), Kohler® with sound shield, dedicated 31 series battery & 5 year warranty
- **Ground Fault Circuit Interrupt (GFCI) protection:** all electrical outlets
- **Shore power cord:** Marincor® dual 240V/50 amp (230V/32 amp internationally) 50' (15.2 m) white
- **Shore power connector:** dual 240V/50 amp (230V/32 amp internationally)
- **Wiring system:** tinned copper strand wire, harnessed, color-coded, labeled, meets or exceeds ABYC standards

# MARQUIS

## SPECIFICATIONS

## 500 SPORT BRIDGE

### Water & Holding Systems

- **Fresh water storage tanks:** polyethylene
- Fresh water tank level monitor
- **Grey water sump pump:** automatic/manual operation for all grey water drainage below waterline
- **Fresh water system:** SHURflo® variable speed drive pump sensor, Smart Sensor®, 4.5 gallons/minute (17 liters/minute) flow rate, high flow filter
- **Shore water connection** with pressure-reduction valve
- **Transom handshower:** fresh water, hot & cold
- **Waste holding tank:** with filtered vent & dockside pumpout
- Waste tank level monitor
- **Water & waste lines:** constructed of molecularly cross-linked polyethylene
- **Water heater:** 11 gallons (42 liters)
- **Water system:** SHURflo® state of the art plumbing technology

### Decks

- **Anchor roller:** over-the stem, stainless steel channel with nylon rollers
- **Bow chafe plate:** stainless steel
- **Bow rail:** 1 1/4" (32 mm) O.D., lineal-buffed, welded stainless steel, with additional 1/2" (13 mm) intermediate rail amidships & forward
- **Bow rail stanchions:** 1" (2.5 cm) stainless steel, anchored to aluminum backing plates laminated into deck
- **Cleats:** 12" (30.5 cm) stainless steel: anchor (1), bow (2); stern (2), spring (4); bolted through a structural aluminum backing plate
- **Deck portlights:** (2) port & starboard on foredeck, tinted plexiglass
- Molded deck toe rail, forward
- **Grab rail:** 1" (2.5 cm) stainless steel, over cabin windows, running length of cabin & above windshields
- **Rub rail molding:** heavy-duty, 2" (5 cm) 316L stainless steel insert
- **Windshield weather covers:** black mesh

### Safety & Navigation

- **Active corrosion protection for Volvo IPS:** replaces traditional zinc anodes, triple redundant protection, integrates with EVC displays; monitors & adjusts potential voltage in surrounding water to an acceptable level
- Automatic engine synchronization
- Battery master disconnect switches
- Battery restraint brackets & boxes
- **Bilge alarm:** high water
- Bilge blowers (12V)
- **Bilge pumps:** (4) total, (2) 2000 gallons/hour (7570 liters/hour) each, auto/manual operation, (2) 1100 gallons/hour (4163 liters/hour) each, automatic operation
- CO detectors in salon & staterooms
- **Compass (Fly Bridge Helm):** Ritchie® illuminated, flush-mount 4.5" (11.4 cm) dial
- **Compass (Lower Helm):** Ritchie® illuminated, flush-mount 4 1/2" (11.4 cm) dial
- **Engine alarms:** temperature & oil pressure
- **Fuel filters:** Racor® engines & generator
- **Horn:** International, 123 dba (12V), mounted on arch
- **Internal bonding system** with 8 gauge size wire, ABYC compliant
- **Isolation transformers** on the internal shore power lines with ELCI Inlet Breakers 60 Hz
- **Windlass package:** 44 lb. (20 kg) Davis® anchor & 150' (46 m) of 5/16" (8 mm) chain
- **Molded nonskid surfaces** on all walk decks: diamond pattern
- **Navigation lights:** USCG/COL REG approved, mounted on arch
- **Seacocks:** 65-5-5-5 marine grade bronze for all underwater thru-hulls
- **Spotlight:** electronically controlled, Golight® Stryker™

# MARQUIS

## SPECIFICATIONS

## 500 SPORT BRIDGE

### Cockpit & Swim Platform

- **Boarding ladder:** 3 steps, telescoping with grab rail, concealed in swim platform
- **Bridge companionway:** integral, molded fiberglass, starboard side, 1.25" stainless steel hand rail, with recessed LED courtesy illumination.
- **Extending cockpit:** 71 ft<sup>2</sup> (6.6 m<sup>2</sup>) approx., with transom lounge in forward position; extends to 79 ft<sup>2</sup> (7.3 m<sup>2</sup>) approx., when lounge slides aft
- **Grab rails:** stainless steel, by side deck stairways & on top of transom
- **Hatch:** engine room access, guttered, watertight, locking stainless steel latch, gas-assist, ladder to machinery compartment, sized to permit equipment removal
- **Lights, courtesy, recessed** with exterior-mounted switch, blue LED
- **Lights overhead, recessed:** with exterior-mounted switch, polished chrome, blue LED
- **Side deck stairways:** (2) integral to deck
- **Stereo speakers:** (2) with amplifier with volume control and on/off switch
- **Storage lockers:** swim platform area port & starboard
- **Storage locker, aft starboard:** aft starboard of salon door, under bridge companionway, fiberglass door and interior closeout, contains main accessory battery switch; accommodates for CE specified life raft
- **Storage locker, aft port:** and starboard corner, fiberglass door and interior closeout
- **Swim platform:** 36 ft<sup>2</sup> (3.3 m<sup>2</sup>) approximately, integral to hull & deck
- **Transom gate:** port & starboard side, stainless steel & etched plexi-glass, secures closed, stainless steel hardware
- **Transom lounge:** slides aft 14" (36 cm) to provide 8 ft<sup>2</sup> (0.74 m<sup>2</sup>) approx. additional cockpit space at anchor or dock, accommodates 4 adults, with storage beneath & seat covers
- **Wet bar:** port side, standard with sink, bottle storage and storage cabinet below; polished stainless steel covers for sink and optional grill

### Fly Bridge

- **Beverage holders:** (5) stainless steel; 2 at helm; 3 near aft sunpad
- Bridge Cover
- **Bridge sunpad:** accommodates 2 adults; located forward with single helm layout; or located aft with double helm layout
- **Bridge Table:** fiberglass top with 2 beverage holders built-in, highly polished stainless steel pedestal, fixed height
- **Courtesy lights** (6): LED for floor illumination
- **Electronics arch:** welded premium grade aluminum painted with AWLCRAFT 2000 acrylic urethane topcoat for use in harsh marine environments.
- **Lounge seating:** low profile backrest, with storage beneath seat cushions. Inclined backrest on forward seating section with double helm layout
- **Safety rail:** 1.25" O.D., lineal-buffed 316 stainless steel connecting arch, bridge and sunpad area
- **Safety rail stanchions:** double-welded (inside & outside), 316 stainless steel, anchored to aluminum backing plates laminated into deck
- Self-draining walking surface

### Fly Bridge Helm

- **Accessory outlets** (1): 12V
- **Companion seat:** with double helm seat bridge layout only; swivel pedestal, adjustable, high-quality elegant upholstery with arm rests
- **Beverage holders:** (2) stainless steel
- EVC Control Panel
- Fuel gauge (1)
- **Helm seat:** swivel pedestal, adjustable, high-quality elegant upholstery with arm rests, flip up seat
- **Instrumentation:** LCD Digital Engine Display (1 for each engine) – tachometer, hourmeter, engine oil pressure, engine coolant, temperature, engine battery voltage; transmission fluid pressure, transmission fluid temperature, rudder angle
- Provisions for mounting full electronics
- Spotlight control
- Start/stop panels (3)
- **Steering wheel:** custom with Marquis Logo
- **Trim tab controls** with position indicator
- Venturi air deflector
- Volvo Electronic Engine Controls
- Volvo IPS Joystick Control
- **Windshield:** tinted, wraparound, stainless steel frame



# MARQUIS

## SPECIFICATIONS

## 500 SPORT BRIDGE

### Lower Helm

- **Access panel:** provides access to wiring below helm
- **Accessory space:** for installing navigation equipment
- Accessory outlets (1): 12 volt
- Beverage holders
- **Fire extinguisher alarm:** automatic
- **Displays:** (1 for each diesel engine) digital LCD; tachometer, hourmeter, engine oil pressure, engine coolant temperature, engine battery voltage; transmission fluid pressure, transmission fluid temperature, rudder angle
- **Gauges:** analog; fuel level
- **Helm seat:** 6-way power, bench style, high-quality marine-grade upholstery, embroidery stitching, storage underneath
- Overhead red night reading light
- Rocker switch controls
- Spotlight control
- Tilt steering wheel
- Volvo IPS Joystick control
- **Windshield wipers/washers** (2) port & starboard
- Windshield defoggers

### Galley

- **Countertop:** solid surface
- **Designer décor:** consisting of premium wall coverings & fabrics
- Electrical outlet (1)
- **Flooring:** dark Brazillian Cherry
- Lights, overhead, recessed
- **Liquor cabinet:** glass shelves; built-in storage for liquor bottles & glassware, blue accent lighting
- **Microwave:** convection oven/grill, built-in, stainless steel finish, Tappan®
- **Pantry cabinets:** forward & aft bulkhead
- **Range:** electric, 2-burner, Ceran® top with exhaust fan
- **Refrigerator/freezer:** drawer style
- Rocker light switches
- **Sink:** stainless steel, undermounted with designer faucet
- **Storage cabinet:** painted front with the look of stainless steel
- **Storage drawers:** (5) self-closing drawer slides, painted fronts with the look of stainless steel
- **Trash receptacle:** built-in with slide out hinges

### Salon

- AC & DC distribution panel cabinets
- Air conditioning controls: (2)
- **Designer décor:** consisting of premium wall coverings & fabrics
- Designer chairs (2)
- **Duette shades** on lower salon windows: décor matched
- Electrical outlets
- **Entertainment group:** 32" (81 cm) Solé LCD TV with lift, stereo system, DVD/CD player, Sirius® satellite radio system built to durable marine grade standards & Apple iPod® dock
- **Entrance door:** hinged starboard panel & bi-fold port panel, provides for maximized opening, painted aluminum frame, handle lock & deadbolt
- **Tempered safety glass:** fixed windows
- **Flooring:** dark Brazillian cherry
- **Lights, overhead:** with electronic dimmer control, LED, brushed stainless steel
- **Lights, rope:** forward perimeter behind wood trim
- Lights, sconce (2)
- **Lounge:** color coordinated with storage under cushions
- Rocker light switches
- **Soffit:** wood, high gloss jewel-like finish, around perimeter of ceiling
- Stereo speakers (4): Sonance®
- **Table:** converts to double berth with filler cushions designed to stow under VIP stateroom berth

# MARQUIS

## SPECIFICATIONS

## 500 SPORT BRIDGE

### Master Stateroom

- Air conditioning control
- **Berth:** queen, pillowtop innerspring mattress, island with storage beneath, gas-assisted hinges™, wood headboard & padded bolster trim coordinated with hull color
- **Carpet:** advanced stain protection; fade/wear/crush-resistant; multi-year warranties; with pad
- **Deck portlights:** port & starboard with décor matched sliding shades
- **Designer décor:** consisting of premium wall coverings & fabrics
- Electrical outlets (2)
- **Entrance door:** from companionway; secures open & closed, decor matched hardware
- **Hanging lockers:** port & starboard, full cabin height, designer stainless steel handle, automatic light
- **Hull portlights:** (4) round 10" (25 cm), fixed, non-opening
- **Lights, overhead, recessed:** LED, with electronic dimmer control
- **Lights, rope:** rope accent lighting above deck window curtains
- **Lights, reading:** (2)
- **Overhead hatch:** lockable
- Rocker light switches
- **Sheet set:** embroidered with Marquis™ logo: fitted sheet, flat sheet, two pillow cases
- **Storage drawers:** (2) under berth, designer stainless steel handles
- **Storage shelves:** hull side
- **Window treatments:** pleated curtains, decor matched

### VIP Stateroom

- **Berth:** queen, pillow top innerspring mattress, with storage beneath & padded bolster trim coordinated with hull color
- **Carpet:** advanced stain protection; fade/wear/crush-resistant; multi-year warranties; with pad
- **Designer décor:** consisting of premium wall coverings & fabrics
- Electrical outlets (2)
- **Entrance door:** from companionway; secures open & closed, decor matched hardware
- Fixed hull window
- **Hanging locker:** with 3 drawers underneath
- **Hanging locker, mirrored doors** with drawer storage
- **Hull portlight:** (1) 10" (25 cm) opening round with screen
- **Light, directable:** LED, over berth head, directable for reading
- **Lights, overhead, recessed:** LED
- **Nightstand:** with drawer storage
- Rocker light switches
- Seat with cushion
- Skylight
- **Window treatments:** pleated curtains, décor matched

### Guest Stateroom

- **Berth:** (2) twin, pillow top innerspring mattress, padded bolster trim coordinated with hull color
- **Carpet:** advanced stain protection; fade-, wear-, crush-resistant; multi-year warranties; with pad
- **Designer décor:** consisting of premium wall coverings & fabrics
- Electrical outlets (2)
- **Entrance door:** from companionway; secures open & closed, decor matched hardware
- **Fixed hull window:** 10" (25 cm) opening round with screen
- **Hanging locker:** with 3 drawers underneath, automatic light
- **Light, directable:** LED, over berth head, directable for reading
- **Lights, overhead, recessed:** (6) LED
- **Nightstand:** with storage
- Rocker light switches
- Skylight
- **Window treatments:** pleated curtains, décor matched

# MARQUIS

## SPECIFICATIONS

## 500 SPORT BRIDGE

### Master Head

- Electrical outlet
- **Entrance door:** from Master Stateroom secures closed, integral doorstop, decor matched hardware
- Exhaust fan
- **Flooring:** marble
- **Hull portlight:** (1) round, frosted glass with screen
- **Lights, overhead, recessed:** LED
- Medicine cabinet: mirrored doors
- Rocker light switches
- Skylight
- **Storage cabinet** over toilet with mirrored doors
- **Toilet:** VacuFlush®, pedestal with run/sleep switch
- **Toilet paper holder:** wall-mounted
- Towel bars
- **Vanity cabinet:** countertop with vessel sink & drawers
- Shower Stall
- Light
- Nonskid sole
- **Shower door:** tempered glass, frameless, secures closed
- **Shower head:** overhead Kohler®
- **Shower light:** LED, overhead, recessed
- **Shower seat:** fiberglass

### Guest Head

- Electrical outlet
- **Entrance doors:** secures closed, integral doorstop, decor matched hardware
- Exhaust fan
- **Flooring:** marble
- **Hull portlight:** (1) round, frosted glass with screen
- **Lights, overhead, recessed:** LED,
- **Medicine cabinet:** mirrored door
- Rocker light switches
- Skylight
- **Storage cabinet** with mirrored doors
- **Toilet:** VacuFlush®, pedestal with run/sleep switch
- **Toilet paper holder:** wall-mounted
- Towel bars
- **Vanity cabinet:** countertop with vessel sink & drawers
- Shower Stall
- Light
- Nonskid sole
- **Shower door:** tempered glass, secures closed
- **Shower head:** overhead Kohler®
- **Shower light:** LED, overhead, recessed
- **Shower seat:** fiberglass

# MARQUIS

## OWNER PREFERENCES

### PROPULSION

- Triple Volvo Penta® D6 IPS 500-370 hp\*
- Triple Volvo Penta® D6 IPS 600-435 hp

### MECHANICAL & ELECTRICAL SYSTEMS

- Engine oil change system
- IPS cockpit joystick control
- Dual cablemaster for shorepower

### GENERATOR

- Kohler 15.5KW 60 Hz (13 KW 50 Hz)\*
- Kohler 23 KW 60 Hz (20 KW 50 Hz) (required with washer/dryer, wet bar grill, spa, shower or trash compactor)

### AIR CONDITIONING

- Northern: 38,000 BTU\*
- Tropical: 46,000 BTU (recommended for areas where outside ambient temperature has range of 90-95 degrees fahrenheit or 32: 35 degrees celsius)
- Desert: 62,000 BTU

### WATER & HOLDING SYSTEMS

- Grey water holding system
- Overboard discharge system with pump

### TRANSOM & BOW WASHDOWNS

- Fresh water only\*
- Seawater only
- Both fresh & seawater

### SAFETY & NAVIGATION

- Autopilot: Raymarine® ST10 with (1) wireless remote, bracket and charge cord
- SeaKey®: satellite based boat security, safety & concierge system (U.S. & Canada only)
- Spare propellers: 3 sets of (2) IPS props
- Dual stern capstan winches

### NAVIGATION ELECTRONICS PACKAGE

- Bridge & Lower Helm Package: (2) Raymarine® E-Series E120 multifunction navigation displays, (2) Raymarine® 240 VHF (hand set), GPS Raystar 125 WAAS sensor, Raymarine® DSM 300 digital sonar module, Raymarine® thru-hull transducer B60 dual frequency 50/200 khz depth/temp
- Bridge & Lower Helm Package plus radar: Includes above bridge & lower helm package plus (2) Raymarine® E-Series E120 multifunction navigation display & 4KW scanner 24" Radom

### AMENITIES

#### BRIDGE LAYOUT

- Double helm seat with aft sunpad\*
- Single helm seat with forward sunpad

#### COCKPIT WET BAR

- Storage\*
- Grill
- Icemaker
- Refrigerator: VitriFrigo, 2.1 cubic foot (59 liters)

#### EXTERIOR

- Bimini top: covers bridge seating area & helm seats, 6'-4" clearance
- Bridge lounge slip covers & pillows
- Bridge stereo: waterproof Clarion® AM/FM/CD stereo & Apple® iPod dock
- Cockpit table: wood surface with protective cover
- Exterior upgrade package: stainless steel anchor, aft flagstaff & stainless steel Marquis engine covers
- Foredeck sun lounge with cushion
- Helm and seat covers
- Hydraulic swim platform Teak decking on swim platform, cockpit, side deck steps & cockpit to bridge steps (inlaid, 3/8" (9.5 mm) plank)

- Passarelle
- Underwater lighting (2): transom, Ocean LED®, super blue, 40,000 plus hours of life

#### WINDLASS

- Quick® Aster 1000: Lo Profile Package\*
- Quick® Aster 1000: Lo Profile Package with capstan

#### HULL COLOR

- Stone Grey Metallic Paint\*
- Brandywine Metallic Paint

#### BOTTOM PAINT

- Black\*
- White

#### SALON

- Pillow set: decorator, 8-piece
- Windows: side opening (2)

#### SALON STEREO (CHOOSE ONE)

- Receiver with Clarion® DVD/CD player, & Sirius® satellite radio & Apple® iPod™ Dock\*
- Premium stereo upgrade with surround sound: Kenwood® touchscreen stereo in Salon and dual JL Audio® speakers with subwoofer & amplifier in the Cockpit

#### GALLEY

- Marquis Exclusive Crystal Highball Glasses: full lead crystal glasses, set of 8, etched with Marquis logo
- Marquis Exclusive China (6 settings)
- Marquis Exclusive Flatware (6 settings)
- Marquis Exclusive Decanter: full lead crystal etched with Marquis logo
- Trash compactor (in lieu of trash bin) (110 V only)

#### DINETTE TABLE

- Converts to double berth\*
- Power actuated high/low table with drop leaf sides

#### MASTER STATEROOM

- 19" (48 cm) Solé LCD TV & Clarion®

## 500 SPORT BRIDGE

DVD: built to durable marine grade standards

- Stereo: CD player & Apple® iPod™ Dock
- Safe
- Central vacuum system

#### MASTER HEAD

- Spa shower, steam generator, teak bench seat & teak grate on flooring

#### VIP STATEROOM

- 15" (38 cm) Solé LCD TV & DVD: built to durable marine grade standards
- Stereo: Clarion® CD player and Apple® iPod™ Dock
- Washer/Dryer combomatic-Malber front loading and energy efficient (not available with grey water holding system)

#### GUEST STATEROOM

- 15" (38 cm) Solé LCD TV & DVD: built to durable marine grade standards
- Stereo: Clarion® CD player and Apple® iPod™ Dock

#### INTERIOR WOOD CHOICE

- Jewel high gloss finish Cherry wood\*
- Satin finished Zebrano wood trim
- Jewel high gloss finished Zebrano wood
- White-wash Zebrano

#### DECOR ENSEMBLE

- Palladium (Silver & Burgundy)\*
- China Blue (Silver & Blue)
- Taupe (Dark Brown)

### INTERNATIONAL SPECIFICATIONS

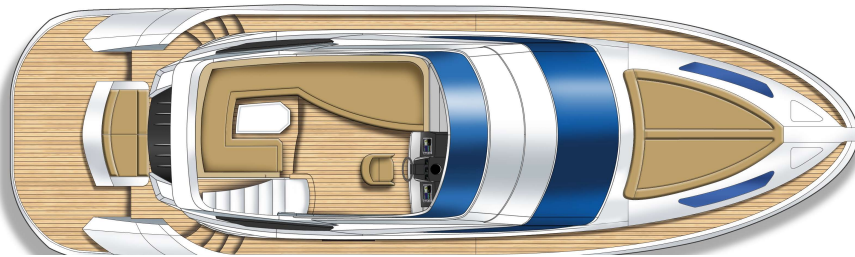
- Electrical systems in 230V, 50 Hz with RCD Inlet Breaker
- All televisions are PAL to work in many parts of the world
- Sirius Satellite radio only available in U.S. & Canada
- Some electrical equipment is only offered in 120V/60Hz; check with your Marquis Dealer for availability



# MARQUIS

## FLOOR PLANS

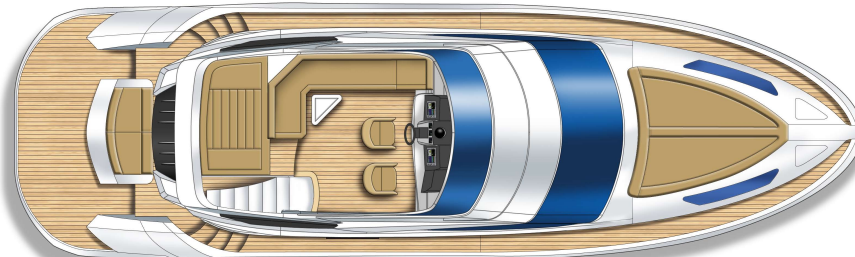
## 500 SPORT BRIDGE



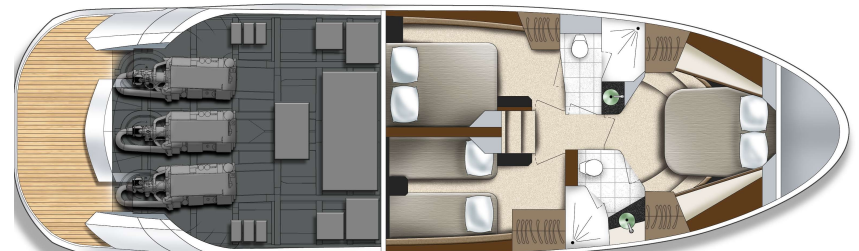
**Single Helm Seat with Forward Sun Pad**



**Main Deck with Cockpit Seat in Aft Position**



**Double Helm Seats with Aft Sun Pad**



**Lower Deck**