

MARQUIS

SPECIFICATIONS

500 SPORT COUPÉ

Design & Styling: Nuvolari Lenard Naval Architecture, Venice, Italy • Crafted by Marquis Yachts, USA

NUVOLARI  LENARD™
Naval Architects Venice, Italy



KEY SPECIFICATIONS

LOA (with platform & gunnel molding)	51'0"	15.54 m
Beam (with gunnel molding)	15'5"	4.7 m
Draft (with full fuel & water)	39.5"	1 m
Hull Length	49'6"	15.09 m
Bridge Clearance (top mast head light with full fuel & water)	16'0"	4.8 m
Fuel System	506 U.S. gallons	1915 liters
Holding Tank	90 U.S. gallons	340 liters
Water System	160 U.S. gallons	605 liters
Weight (Dry with Smallest Engines)	39,000 pounds	17,706 kg
Cabin Headroom	7'4"	2.2 m
Sleeps	6	



MARQUIS

SPECIFICATIONS

500 SPORT COUPÉ

Construction

- **Cabinetry and trim:** cherry wood throughout, with satin or optional high gloss Marquis™ jewel finish consisting of multiple coats, hand buffed
- **Fiberglass structural stringers** with laminated aluminum plates
- **Molded fiberglass components:** handlaid, featuring composite laminate hullsides, decks, & cabintops
- **Hull bottoms:** solid fiberglass laminate with Knytex substrates & vinylester barrier coat
- **Stringer system:** Fiberglass hat section
- **Tempered safety glass:** tinted, frameless window systems
- **Unitized deck, cockpit, & cabintop** construction with integral aluminum truss reinforcement in cabintop structure

Engine Room

- Access ladder
- **Bilges:** coated with white, low-VOC gelcoat for enhanced appearance & ease of maintenance
- **Blower:** forced air ventilation
- **Catwalk:** diamond plate aluminum
- **Fire suppression system:** automatic/manual FE241 (FM200 in European Community) with automatic engine/generator shut down
- **Structural bulkheads:** solid, laminated to hull sides & stringers
- **Insulation:** acoustical & thermal, integrated into the laminate
- **Lights, overhead, fluorescent:** controls in cockpit

Mechanical

- **Air conditioning:** 4-zone 38,000 BTU self contained system: 8,000 BTU for master stateroom and heads; 10,000 BTU for dinette, 12,000 BTU for salon; 8,000 BTU for guest staterooms; with reverse cycle heat
- **Electric fly by wire steering:** Volvo® IPS engines
- Exhaust muffler: generator
- **Fresh water cooling:** engines
- **Fuel tanks:** welded, baffled 5052 aluminum
- Internal Seawater Strainers
- **Trim tabs:** Lectrotab®, 4 stainless steel flat planes

Electrical

- **AC/DC distribution panels** with magnetic circuit breakers & integral generator & bilge blower controls; AC voltmeter AC ampmeter, DC voltmeter & DC amp meter
- **Batteries, engine:** (3) 31 series starting batteries, Deka Marine®, cold cranking rating of 950 amps, reserve capacity of 205 minutes at 23 amp draw, 100 amp/hour rating [(3) engine]
- **Batteries, generator/ship service:** (3) dedicated 31 series, Deka Marine®, deep cycle, (12V), cold cranking rating of 950 amps, reserve capacity of 225 minutes at 23 amp draw, 105 amp/hour rating [(1) generator, (2) ship service]
- **Battery chargers:** (1) 20 amp charger for the engine batteries; (1) 60 amp charger for ship service batteries & generator
- **Battery switches, on/off:** (3) engine, (1) ship service, (1) generator
- **Dockside inlet:** CATV with 50' (15.2 m) white cord
- **Generator:** 15.5 kW 60 Hz (13 kW 50 Hz), Kohler® with sound shield, dedicated 31 series battery & 5 year warranty
- **Ground Fault Circuit Interrupt (GFCI) protection:** all electrical outlets
- **Shore power connector:** dual 240V/50 amp (230V/32 amp internationally)
- **Shore power cord:** Marinco® dual 240V/50 amp (230V/32 amp internationally) 50' (15.2 m) white
- **Wiring system:** tinned copper strand wire, harnessed, color-coded, labeled, meets or exceeds ABYC standards

MARQUIS

SPECIFICATIONS

500 SPORT COUPÉ

Water & Holding Systems

- **Fresh water storage tanks:** polyethylene
- Fresh water tank level monitor
- **Grey water sump pump:** automatic/manual operation for all grey water drainage below waterline
- **Fresh water system:** SHURflo®, variable speed drive pump sensor, Smart Sensor®, 4.5 gallons/minute (17 liters/minute) flow rate, high flow filter
- **Shore water connection** with pressure-reduction valve
- **Water system:** SHURflo®, state of the art plumbing technology
- **Transom handshower:** fresh water, hot & cold
- **Waste holding tank:** with filtered vent & dockside pumpout
- Waste tank level monitor
- **Water & waste lines:** constructed of molecularly cross-linked polyethylene
- **Water heater:** 11 gallons (42 liters)

Decks

- **Anchor roller:** over-the stem, stainless steel channel with nylon rollers
- **Bow chafe plate:** stainless steel
- **Bow rail:** 1 1/4" (32 mm) O.D., lineal-buffed, welded stainless steel, with additional 1/2" (13 mm) intermediate rail amidships & forward
- **Bow rail stanchions:** 1" (2.5 cm) stainless steel, anchored to aluminum backing plates laminated into deck
- **Cleats:** 12" (30.5 cm) stainless steel: anchor (1), bow (2); stern (2), spring (4); bolted through a structural aluminum backing plate
- **Deck portlights:** (2) port & starboard on foredeck, tinted plexiglass
- Molded deck toe rail, forward
- **Grab rail:** 1" (2.5 cm) stainless steel, over cabin windows, running length of cabin & above windshields
- **Rub rail molding:** heavy-duty, 2" (5 cm) 316L stainless steel insert
- **Windshield weather covers:** black mesh

Safety & Navigation

- **Seacocks:** 65-5-5-5 marine grade bronze for all underwater thru-hulls
- **Active corrosion protection for Volvo IPS:** replaces traditional zinc anodes, triple redundant protection, integrates with EVC displays; monitors & adjusts potential voltage in surrounding water to an acceptable level
- Automatic engine synchronization
- Battery master disconnect switches
- Battery restraint brackets & boxes
- **Bilge alarm:** high water
- Bilge blowers (12V)
- **Bilge pumps:** (4), (2) 2000 gallons/hour (7570 liters/hour) each, auto/manual operation, (2) 1100 gallons/hour (4163 liters/hour) each, automatic operation
- CO detectors in salon & staterooms
- **Compass, at Fly Bridge Helm:** Ritchie® illuminated, flush-mount 4.5" (11.4 cm) dial
- **Compass, at Lower Helm:** Ritchie® illuminated, flush-mount 4 1/2" (11.4 cm) dial
- **Engine alarms:** temperature & oil pressure
- **Horn:** International, 123 dba (12V), mounted on arch
- **Internal bonding system** with 8 gauge size wire, ABYC compliant
- **Isolation transformers** on the internal shore power lines with ELCI Inlet Breakers 60 Hz
- **Windlass package:** 44 lb. (20 kg) Davis® anchor & 150' (46 m) of 5/16" (8 mm) chain
- Molded nonskid surfaces on all walk decks: diamond pattern
- **Navigation lights:** USCG/COL REG approved, mounted on arch
- **Spotlight:** electronically controlled, Golight® Stryker™
- **Fuel filters:** Racor®, engines & generator

MARQUIS

SPECIFICATIONS

500 SPORT COUPÉ

Cockpit & Swim Platform

- **Boarding ladder:** 3 steps, telescoping with grab rail, concealed in swim platform
- **Bridge companionway:** integral, molded fiberglass, starboard side, 1.25" stainless steel hand rail, with recessed LED courtesy illumination.
- **Extending cockpit:** 71 ft² (6.6 m²) approx., with transom lounge in forward position; extends to 79 ft² (7.3 m²) approx., when lounge slides aft
- **Grab rails:** stainless steel, by side deck stairways & on top of transom
- **Hatch:** engine room access, guttered, watertight, locking stainless steel latch, gas-assist, ladder to machinery compartment, sized to permit equipment removal
- **Courtesy, recessed, lights:** with exterior-mounted switch, blue LED
- **Overhead, recessed, lights:** with exterior-mounted switch, polished chrome, blue LED
- **Side deck stairways:** (2) integral to deck
- **Stereo speakers:** (2) with amplifier with volume control and on/off switch
- **Storage lockers, at swim platform:** port & starboard
- **Storage locker, starboard aft of salon door:** under bridge companionway, fiberglass door and interior closeout, contains main accessory battery switch; accommodates for CE specified life raft
- **Storage locker, aft, port and starboard corner:** fiberglass door and interior closeout
- **Swim platform:** 36 ft² (3.3 m²) approximately, integral to hull & deck
- **Transom gate:** port & starboard side, stainless steel & etched plexi-glass, secures closed, stainless steel hardware
- **Transom lounge:** slides aft 14" (36 cm) to provide 8 ft² (0.74 m²) approx. additional cockpit space at anchor or dock, accommodates 4 adults, with storage beneath & seat covers
- **Wet bar:** port side, standard with sink, bottle storage and storage cabinet below; polished stainless steel covers for sink and optional grill

Fly Bridge Helm

- Accessory outlets (1): 12V
- **Companion seat:** with double helm seat bridge layout only; swivel pedestal, adjustable, high-quality elegant upholstery with arm rests
- **Beverage holders:** (2) stainless steel
- EVC Control Panel
- Fuel gauge (1)
- **Helm seat:** swivel pedestal, adjustable, high-quality elegant upholstery with arm rests, flip up seat
- **Instrumentation:** LCD Digital Engine Display (1 for each engine) tachometer, hourmeter, engine oil pressure, engine coolant, temperature, engine battery voltage; transmission fluid pressure, transmission fluid temperature, rudder angle
- Provisions for mounting full electronics
- Spotlight control
- Start/stop panels (3)
- **Steering wheel:** custom with Marquis Logo
- **Trim tab:** controls with position indicator
- Venturi air deflector
- Volvo Electronic Engine Controls
- Volvo IPS Joystick Control
- **Windshield:** tinted, wraparound, stainless steel frame

MARQUIS

SPECIFICATIONS

500 SPORT COUPÉ

Galley

- **Countertop:** solid surface
- **Designer décor:** consisting of premium wall coverings & fabrics
- Electrical outlet (1)
- **Flooring:** dark Brazillian Cherry
- Lights, overhead, recessed
- **Liquor cabinet:** glass shelves; built-in storage for liquor bottles & glassware, blue accent lighting
- **Microwave:** convection oven/grill, built-in, stainless steel finish, Tappan®
- **Pantry cabinets:** forward & aft bulkhead
- **Range:** electric, 2-burner, Ceran® top with exhaust fan
- **Refrigerator/freezer:** drawer style
- Rocker light switches
- **Sink:** stainless steel, undermounted with designer faucet
- **Storage cabinet:** painted front with the look of stainless steel
- **Storage drawers:** (5) self-closing drawer slides, painted fronts with the look of stainless steel
- **Trash receptacle:** built-in with slide out hinges

Salon

- AC & DC distribution panel cabinets
- Air conditioning controls (2)
- **Designer décor:** consisting of premium wall coverings & fabrics
- Designer chairs (2)
- **Duette shades** on lower salon windows: décor matched
- Electrical outlets
- **Entertainment group:** 32" (81 cm) Solé LCD TV with lift, stereo system, DVD/CD player, Sirius® satellite radio system built to durable marine grade standards & Apple iPod® dock
- **Entrance door:** hinged starboard panel & bi-fold port panel, provides for maximized opening, painted aluminum frame, handle lock & deadbolt
- Fixed tempered safety glass windows
- **Flooring:** dark Brazillian Cherry
- **Lights, overhead:** with electronic dimmer control, LED, brushed stainless steel
- **Lights, rope:** rope lighting, forward perimeter behind wood trim
- Lights, sconce (2)
- **Lounge:** color coordinated with storage under cushions
- Rocker light switches
- **Soffit:** wood, high gloss jewel-like finish, around perimeter of ceiling
- **Stereo speakers:** (4) Sonance®
- **Table:** converts to double berth with filler cushions designed to stow under VIP stateroom berth

MARQUIS

SPECIFICATIONS

500 SPORT COUPÉ

Master Stateroom

- Air conditioning control
- **Berth:** queen, pillowtop innerspring mattress, island with storage beneath, gas-assisted hinges™, wood headboard & padded bolster trim coordinated with hull color
- **Carpet:** advanced stain protection; fade/wear/crush-resistant; multi-year warranties; with pad
- **Deck portlights:** port & starboard with décor matched sliding shades
- **Designer décor:** consisting of premium wall coverings & fabrics
- Electrical outlets (2)
- **Entrance door:** from companionway; secures open & closed, decor matched hardware
- **Hanging lockers:** port & starboard, full cabin height, designer stainless steel handle, automatic light
- **Hull portlights:** (4) round 10" (25 cm), fixed, non-opening
- **Lights overhead, recessed:** LED, with electronic dimmer control
- **Lights, rope accent:** rope accent lighting above deck window curtains
- Lights, reading: (2)
- **Overhead hatch:** lockable
- Rocker light switches
- **Sheet set embroidered with Marquis™ logo:** fitted sheet, flat sheet, two pillow cases
- **Storage drawers:** (2) under berth, designer stainless steel handles
- **Storage shelves:** hull side
- **Window treatments:** pleated curtains, decor matched

VIP Stateroom

- **Berth:** queen, pillow top innerspring mattress, with storage beneath & padded bolster trim coordinated with hull color
- **Carpet:** advanced stain protection; fade/wear/crush-resistant; multi-year warranties; with pad
- **Designer décor:** consisting of premium wall coverings & fabrics
- Electrical outlets (2)
- **Entrance door:** from companionway; secures open & closed, decor matched hardware
- Fixed hull window
- **Hanging locker:** with 3 drawers underneath
- **Hanging locker with mirrored doors:** with drawer storage
- **Hull portlight:** (1) 10" (25 cm) opening round with screen
- Light, over berth head: LED, directable for reading
- **Lights, overhead, recessed:** LED
- **Nightstand:** with drawer storage
- Rocker light switches
- Seat with cushion
- Skylight
- **Window treatments:** pleated curtains, décor matched

Guest Stateroom

- **Berth:** (2) twin, pillow top innerspring mattress, padded bolster trim coordinated with hull color
- **Carpet:** advanced stain protection; fade-, wear-, crush-resistant; multi-year warranties; with pad
- **Designer décor:** consisting of premium wall coverings & fabrics
- Electrical outlets (2)
- **Entrance door:** from companionway; secures open & closed, decor matched hardware
- **Fixed hull window:** 10" (25 cm) opening round with screen
- **Hanging locker:** with 3 drawers underneath, automatic light
- **Light, directable:** LED, over berth head, directable for reading
- **Lights, overhead, recessed:** (6) LED
- **Nightstand:** with storage
- Rocker light switches
- Skylight
- **Window treatments:** pleated curtains, décor matched

MARQUIS

SPECIFICATIONS

500 SPORT COUPÉ

Master Head

- Electrical outlet
- **Entrance door:** from Master Stateroom secures closed, integral doorstop, decor matched hardware
- Exhaust fan
- Flooring: marble
- **Hull portlight:** (1) round, frosted glass with screen
- **Lights:** LED, overhead, recessed
- **Medicine cabinet:** mirrored doors
- Rocker light switches
- Skylight
- **Storage cabinet** over toilet with mirrored doors
- **Toilet:** VacuFlush®, pedestal with run/sleep switch
- **Toilet paper holder:** wall-mounted
- Towel bars
- **Vanity cabinet:** countertop with vessel sink & drawers
- Shower Stall
- Light
- Nonskid sole
- **Shower door:** tempered glass, frameless, secures closed
- **Shower head:** overhead Kohler®
- **Shower light:** LED, overhead, recessed
- **Shower seat:** fiberglass

Guest Head

- Electrical outlet
- **Entrance doors:** secures closed, integral doorstop, decor matched hardware
- Exhaust fan
- **Flooring:** marble
- **Hull portlight:** (1) round, frosted glass with screen
- **Lights, overhead, recessed:** LED
- **Medicine cabinet:** mirrored door
- Rocker light switches
- Skylight
- **Storage cabinet** with mirrored doors
- **Toilet:** VacuFlush®, pedestal with run/sleep switch
- Toilet paper holder: wall-mounted
- Towel bars
- **Vanity cabinet:** countertop with vessel sink & drawers
- Shower Stall
- Light
- Nonskid sole
- **Shower door:** tempered glass, secures closed
- **Shower head:** overhead Kohler®
- **Shower light:** LED, overhead, recessed
- **Shower seat:** fiberglass

MARQUIS

OWNER PREFERENCES

500 SPORT COUPÉ

PROPULSION

- Triple Volvo Penta® D6 IPS 500-370 hp*
- Triple Volvo Penta® D6 IPS 600-435 hp

MECHANICAL & ELECTRICAL SYSTEMS

- Engine oil change system
- IPS cockpit joystick control
- Dual cablemaster for shorepower

GENERATOR

- Kohler 15.5KW 60 Hz [13 KW 50 Hz]*
- Kohler 23 KW 60 Hz [20 KW 50 Hz] (required with washer/dryer, wet bar grill, spa shower or trash compactor)

AIR CONDITIONING

- Northern: 48,000 BTU*
- Tropical: 54,000 BTU (recommended for areas where outside ambient temperature has range of 90-95 degrees Fahrenheit or 32 - 35 degrees Celsius)
- Desert: 70,000 BTU

WATER & HOLDING SYSTEMS

- Grey water holding system
- Overboard discharge system with pump

TRANSOM & BOW WASHDOWNS

- Fresh water only*
- Seawater only
- Both fresh & seawater

SAFETY & NAVIGATION

- Autopilot - Raymarine® ST70 with [1] wireless remote, bracket and charge cord
- SeaKey® - satellite based boat security, safety & concierge system (U.S. & Canada only)
- Spare propellers - 3 sets of [2] IPS props
- Dual stern capstan winches

NAVIGATION ELECTRONICS PACKAGE

- Electronics Package: Raymarine® E-Series E120 multifunction navigation display, Raymarine® 240 VHF (hand set), 125 WASS GPS sensor, Raymarine® DSM 300 digital sonar module, Raymarine® B60 dual frequency 50/200 kHz depth/temp thru-hull transducer
- Electronics Package plus Radar - Includes above electronics package plus Raymarine® 4 KW open array radar scanner & additional Raymarine® E-Series E120 multifunction navigation display

AMENITIES

COCKPIT WET BAR

- Storage*
- Grill
- Ice maker
- Refrigerator - Vitri Frigo, 2.1 cubic foot [59 liters]

EXTERIOR

- Cockpit table
- Exterior upgrade package - stainless steel anchor, aft flagstaff & stainless steel Marquis engine covers
- Foredeck sun lounge with cushion
- Hydraulic swim platform
- Teak decking on swim platform, cockpit, side deck steps & cockpit to bridge steps (inlaid, 3/8" [9.5 mm] plank)
- Passarelle
- Underwater lighting [2] - transom, Ocean LED®, super blue, 40,000 plus hours of life

WINDLASS

- Quick® Aster 1000 - Lo Profile Package*
- Quick® Aster 1000 - Lo Profile Package with capstan

HULL COLOR

- Stone Grey Metallic Paint*
- Brandywine Metallic Paint

BOTTOM PAINT

- Black*
- White

SUNROOF

- Power opening sunroof
- Manual shade - integrated with sunroof
- Electric powered shade - integrated with sunroof

SALON

- Pillow set - decorator, 8-piece
- SALON STEREO (CHOOSE ONE)**
- Receiver with Clarion® DVD/CD player, & Sirius® satellite radio & Apple® iPod™ Dock*
- Premium stereo upgrade with surround sound - Kenwood® touchscreen stereo in Salon and dual JL Audio® speakers with subwoofer & amplifier in the Cockpit

GALLEY

- Marquis Exclusive Crystal Highball Glasses - full lead crystal glasses, set of 8, etched with Marquis logo
- Marquis Exclusive China [6 settings]
- Marquis Exclusive Flatware [6 settings]
- Marquis Exclusive Decanter - full lead crystal etched with Marquis logo
- Trash compactor (in lieu of trash bin) [110 V only]

DINETTE TABLE

- Converts to double berth*
- Power actuated high/low table with drop leaf sides

MASTER STATEROOM

- 19" [48 cm] Solé LCD TV & Clarion® DVD - built to durable marine grade standards
- Stereo - CD player & Apple® iPod™ Dock
- Safe
- Central vacuum system

MASTER HEAD

- Spa shower, steam generator, teak bench seat & teak grate on flooring

VIP STATEROOM

- 15" [38 cm] Solé LCD TV & DVD - built to durable marine grade standards
- Stereo - Clarion® CD player and Apple® iPod™ Dock
- Washer/Dryer combomatic-Malber front loading and energy efficient

GUEST STATEROOM

- 15" [38 cm] Solé LCD TV & DVD - built to durable marine grade standards
- Stereo - Clarion® CD player and Apple® iPod™ Dock

INTERIOR WOOD CHOICE

- Jewel high gloss finish Cherry wood*
- Satin finished Zebrano wood trim
- Jewel high gloss finished Zebrano wood
- White-wash Zebrano

DECOR ENSEMBLE

- Palladium [Silver & Burgundy]*
- China Blue [Silver & Blue]
- Taupe [Dark Brown]

INTERNATIONAL SPECIFICATIONS

- Electrical systems in 230V, 50 Hz with RCD Inlet Breakers
- Entertainment equipment (televisions & stereo) not available in Japan
- Sirius Satellite radio only available in U.S. & Canada
- Some electrical equipment is only offered in 120V/60Hz; check with your Marquis Dealer for availability outside the U.S.


* Standard Preference

MARQUIS

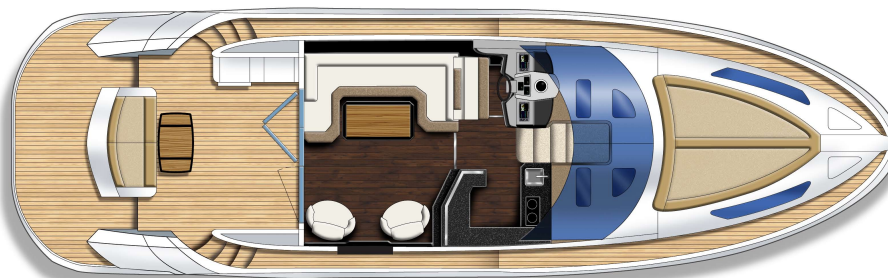
500 Sport Coupé Floor Plans

FLOOR PLANS

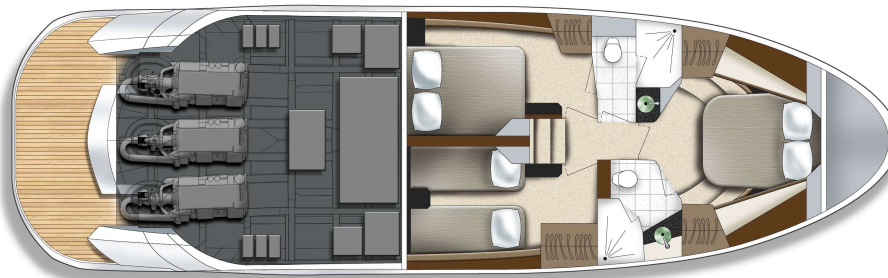
500 SPORT COUPÉ



SUNPAD BOUGH



MAIN DECK



LOWER DECK

Marquis Yachts USA • 790 Markham Drive • Pulaski, WI USA • 54162-1010 • 920.822.3214
Marquis Yachts International • Le Botticelli • 9, Avenue des Papalins • 98000 Monaco
Nuvolari-Lenard • via Treviso, 77-30037 Scorzè • Venezia Italia • +39 041.5841.888 • www.nuvolari-lenard.com

Marquis Yachts™ reserves the right to change price, colors, materials, equipment specifications or models without notice. All specifications and measurements are approximate and subject to change. Models may be discontinued without obligation to previous purchasers. Illustrations may include optional equipment. Some electrical equipment is only offered in 120V/60Hz; check with your Marquis Dealer for availability outside the U.S.